


INTERNATIONAL HOP GROWERS' CONVENTION



ECONOMIC COMMISSION - SUMMARY REPORTS

NUREMBERG, GERMANY

NOVEMBER, 2024



International Hop Growers' Convention

IHGC - Economic Commission Summary Reports

Nuremberg, Germany - November 25, 2024

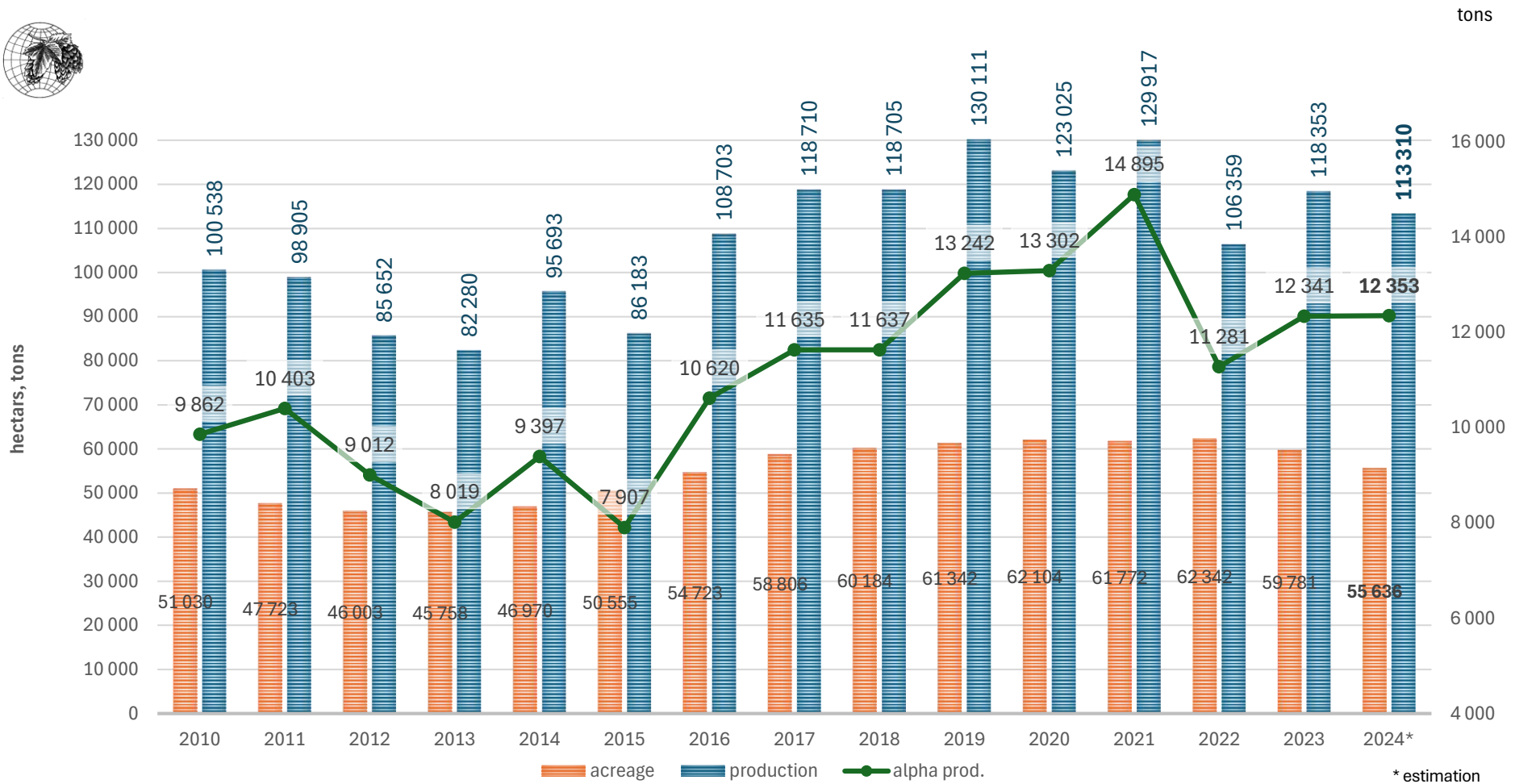
Country	Hop Acreage 2023 (Hectares, Ha)					Hop Production 2023 (in MT = 1.000 kg)				Alpha acid Prod. MT	Hop Acreage 2024 (Hectares, Ha) estimations					Hop Production 2024 (in MT = 1.000 kg) estimations				Alpha acid Prod. MT
	Aroma	Alpha	Hop area ¹	New	Total	Aroma	Alpha	Total	Aroma		Alpha	Hop area ¹	New	Total	Aroma	Alpha	Total	MT		
Argentina	131	47	178	0	178	189	65	254	22	131	47	178	0	178	263	97	360	31		
Australia ^o	795	109	904	47	951	1 823	142	1 965	342	649	109	758	0	758	1 343	165	1 508	247		
Austria	206	57	263	3	266	296	84	380	25	208	58	266	4	270	260	70	330	22		
Belgium	126	59	185	0	185	168	141	309	30	125	52	177	0	177	150	110	260	25		
Brasil ^o	25	25	50	3	53	77	103	180	16	25	25	50	3	53	77	103	180	16		
Bulgaria	18	15	33	0	33	35	25	60	6	23	19	42	0	42	33	22	56	5		
Canada ^o	200	150	350	0	350	325	200	525	53	200	150	350	0	350	325	200	525	53		
China ^o	283	2 141	2 424	0	2 424	700	5 800	6 500	470	300	2 400	2 700	0	2 700	700	5 800	6 500	470		
Czech Republic	4 568	80	4 648	212	4 860	6 832	165	6 997	250	4 572	77	4 649	196	4 845	6 400	150	6 550	235		
France [*]	483	62	545	175	720	729	101	830	43	554	56	610	125	725	844	116	961	54		
Germany	10 238	9 746	19 985	644	20 629	17 759	23 475	41 234	4 170	9 498	10 026	19 523	765	20 289	18 179	28 318	46 497	5 391		
Great Britain	433	121	554	0	554	588	188	776	63	428	108	536	0	536	526	168	694	56		
Italy ^o	14	2	16	4	20	17	3	20	1	14	2	18	2	20	21	4	25	2		
Japan ^o	39	39	78	0	78	43	80	123	10	39	39	78	0	78	60	100	160	15		
New Zealand ^o	1 000	400	1 400	0	1 400	1 400	630	2 030	204	1 000	400	1 400	0	1 400	1 400	630	2 030	204		
Poland	838	826	1 664	64	1 728	1 444	2 061	3 505	343	756	855	1 612	41	1 652	1 307	1 679	2 974	283		
Romania	73	202	275	5	280	41	167	208	18	73	207	280	5	280	41	167	208	18		
Russia	105	30	135	100	235	235	100	335	20	130	45	175	130	305	280	120	400	24		
Serbia	11	0	11	0	11	22	0	22	2	12	0	12	0	12	24	0	24	2		
Slovakia	38	0	38	0	38	23	0	23	1	38	0	38	0	38	44	0	44	3		
Slovenia	1 508	19	1 527	148	1 675	2 690	45	2 735	197	1 554	18	1 572	72	1 644	2 200	45	2 245	125		
South Africa ^o	83	325	408	15	408	99	641	740	102	87	317	404	11	404	137	545	682	87		
Spain	10	554	563	10	573	13	830	843	96	10	562	572	18	590	13	970	983	114		
Ukraine ^o	100	50	150	0	150	100	58	158	8	100	50	150	0	150	100	58	158	8		
USA	16 267	5 716	21 982	0	21 982	32 282	15 319	47 601	5 849	12 698	5 442	18 140	0	18 140	24 500	14 456	38 956	4 863		
IHGC	37 592	20 775	58 366	1 430	59 781	67 930	50 423	118 353	12 341	33 224	21 064	54 290	1 372	55 636	59 227	54 093	113 310	12 353		

^o Since no country updates were available, figures from July 2024 were used.

¹ Acreage without new hop areas

^{*} Includes undeclared hop area. Have a look at the detailed report.

Difference Σ 2024-2023	-4 368	289	-4 076	-58	-4 145	-8 703	3 670	-5 043	12
Difference Σ 2024-2019	-6 635	769	-5 873	-624	-5 706	-16 115	-664	-16 801	-890
Difference Σ 2024-2014	5 834	3 451	9 287	-2 265	8 666	9 219	9 609	17 617	2 956



International Hop Growers' Convention

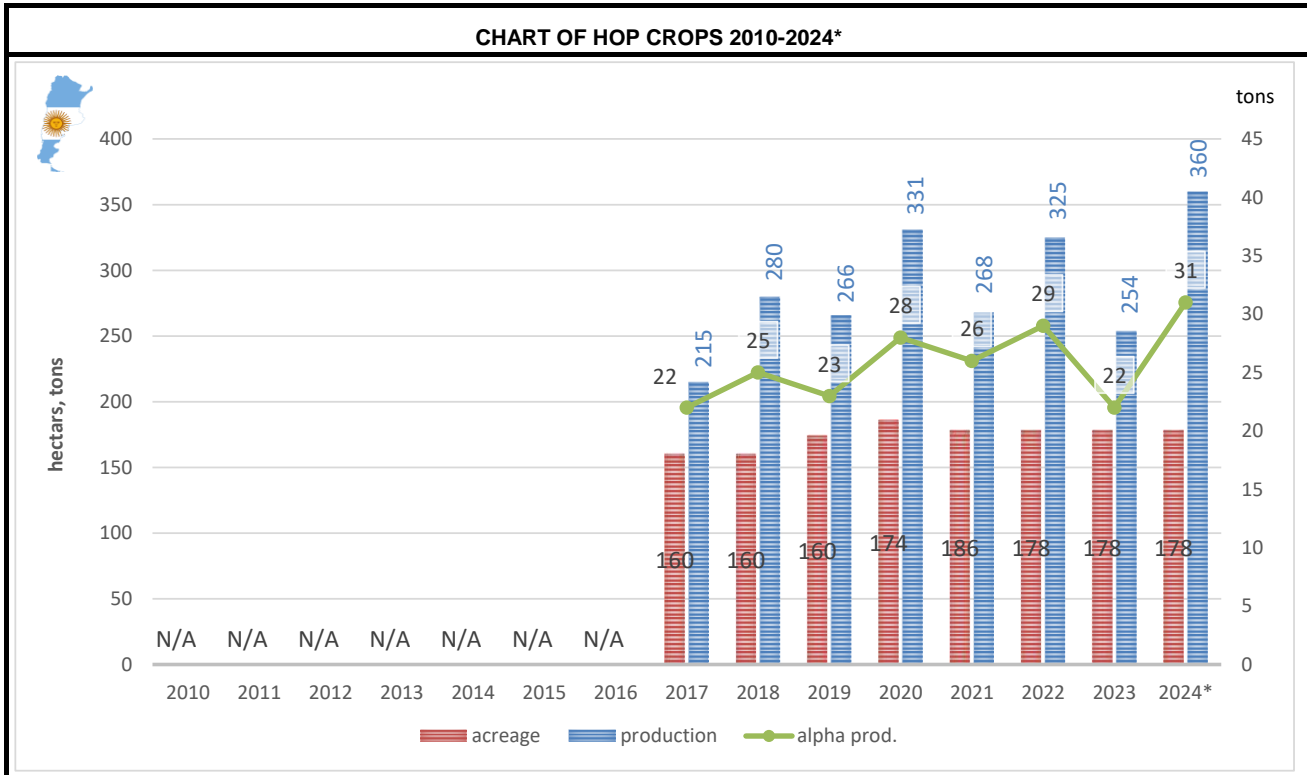
IHGC-Economic Commission: November - Nuremberg, Germany

Country: Argentina

Contract	Year N	Year N+1	Year N+2	Year N+3	Year N+4	Year N+5
Situation	2024	2025	2026	2027	2028	2029
Metric tons						
% Crop / Year N						

Unsold Hops (MT) : Crop Year (N-1)	2023	Aroma	Alpha	Total
= Unsold Hops				
% unsold Hops				

Hop Prices Euro / Kg	Year (N-2) 2022	Year (N-1) 2023	Year (N) 2024	% Diff. N vs. (N-1)	Kind of Price
Spot Prices					
Aroma Hops	22	25	27		MAX SPOT PRICE
Alpha Hops					35USD / KILO
Average Price					
Contract Prices					
Aroma Hops	16	17	17		
Alpha Hops	16,0	17	17		
Average Price					
Average Prices					
Aroma Hops					
Alpha Hops					
AVERAGE					



COMMENTS ON HOP PRODUCTION AND MARKET SITUATION / ORGANIC HOPS

Acreage seems to have stabilized and no variety changes for 2025 crop.

	Year N-1	Year N 2024
Organic-Hop Area (Ha)		
Organic-Product. (MT)		

Main hop varieties in organic production

Country, Date:
14.11.2024

Member Organization(s):
Andres Leibrecht

International Hop Growers' Convention

IHGC-Economic Commission: November - Nuremberg, Germany

Weather Report



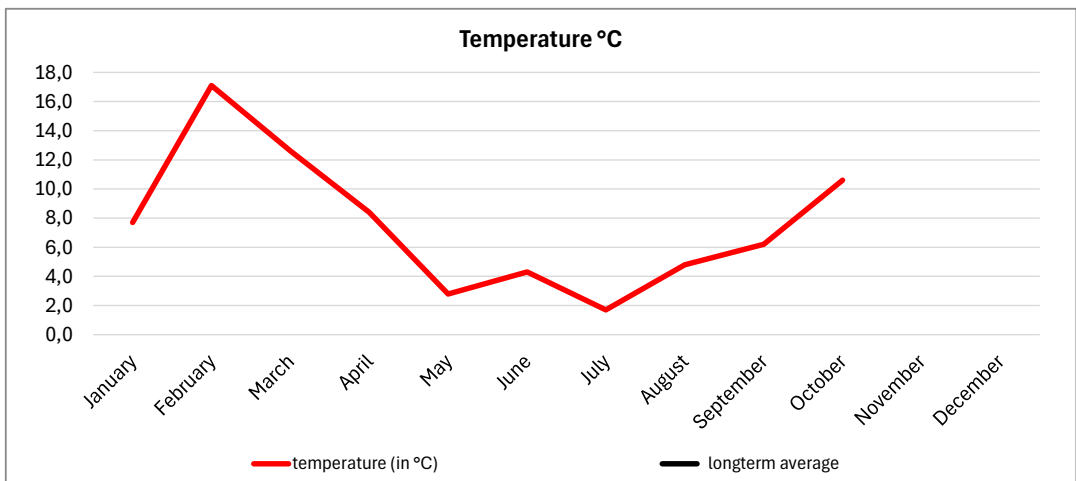
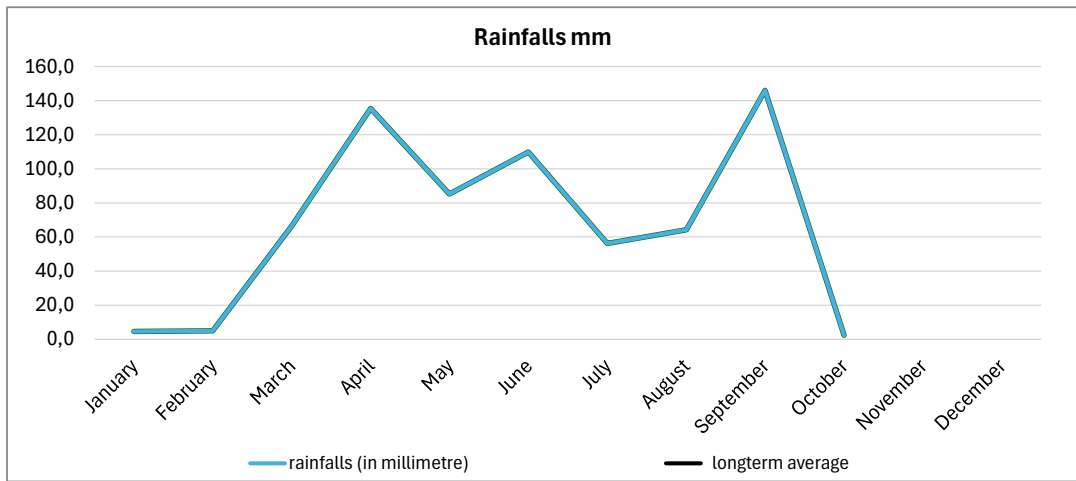
Country:
Argentina

period*	January	February	March	April	May	June	July	August	September	October	November	December	TOTAL
rainfalls (in millimetre)	4,6	5,0	66,4	135,4	85,2	109,8	56,2	64,2	146,0	2,4			675,2
longterm average													
temperature (in °C)	7,7	17,1	12,6	8,4	2,8	4,3	1,7	4,8	6,2	10,6			7,6
longterm average													

* please specify - 10, 30 years, ...

Note:

Weather station:



Country, Date:

Member Organization(s):

International Hop Growers' Convention

IHGC-Economic Commission: November - Nuremberg, Germany

Country: Argentina

NOTES:

International Hop Growers' Convention

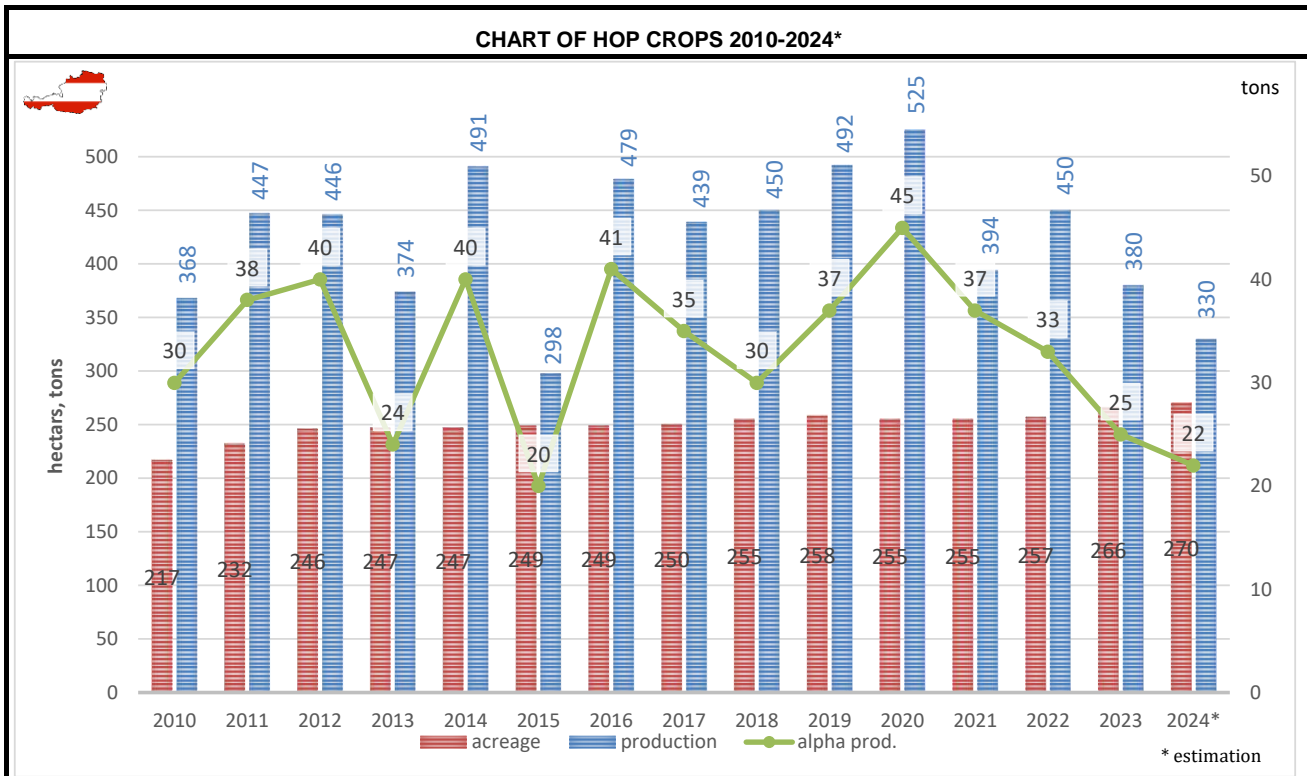
IHGC-Economic Commission: November - Nuremberg, Germany

Country:
Austria

Contract	Year N	Year N+1	Year N+2	Year N+3	Year N+4	Year N+5
Situation	2024	2025	2026	2027	2028	2029
Metric tons	450	460	400	320	150	30
% Crop / Year N	136	96	83	67	31	6

Unsold Hops (MT) : Crop Year (N-1)	2023	Aroma	Alpha	Total
= Unsold Hops		8	1	9
% unsold Hops		2,7%	1,2%	2,4%

Hop Prices Euro / Kg	Year (N-2) 2022	Year (N-1) 2023	Year (N) 2024	% Diff. N vs. (N-1)	Kind of Price
Spot Prices					
Aroma Hops					
Alpha Hops					
Average Price					
Contract Prices					
Aroma Hops	9	9,1	9,3	2%	
Alpha Hops	8,7	8,9	8,7	-2%	
Average Price					
Average Prices					
Aroma Hops					
Alpha Hops					
AVERAGE					



COMMENTS ON HOP PRODUCTION AND MARKET SITUATION / ORGANIC HOPS

	Year N-1	Year N 2024
Organic-Hop Area (Ha)	30,5	32,5
Organic-Product. (MT)	40,00	37,00

Main hop varieties in organic production

Tradition, Spalter Select, Aurora, Cascade, Perle

Country, Date:
20.11.2024

Member Organization(s):
Manuel Starlinger

International Hop Growers' Convention

IHGC-Economic Commission: November - Nuremberg, Germany

Weather Report



Country:
Austria

period*	January	February	March	April	May	June	July	August	September	October	November	December	TOTAL	
rainfalls (in millimetre)	95,2	45,8	24,3	42,9	101,2	101,0	55,5	30,0	270,0	23,0			788,9	
longterm average	30	18,2	15,3	23,1	26,7	51,9	65,4	76,3	71,9	43,6	28,6		421,0	
temperature (in °C)	-0,3	5,4	7,5	9,6	14,4	17,7	20,1	21,1	15,0	10,6			12,1	
longterm average	30	-1,1	0,4	4,2	8,9	13,5	17,4	18,9	18,6	13,9	9,3	3,8	-0,2	9,0

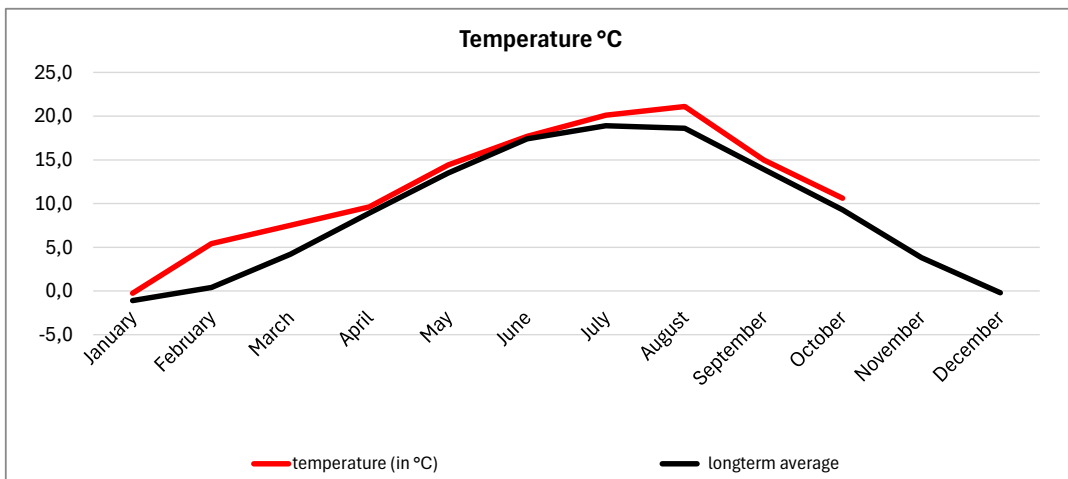
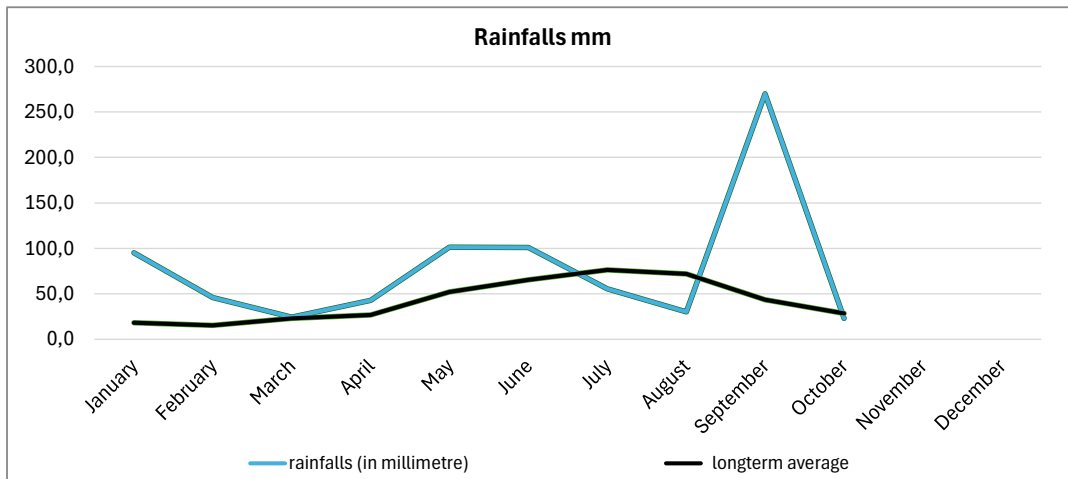
* please specify - 10, 30 years, ...

Note:

1994-2023

Weather station:

Rohrbach



Country, Date:

Member Organization(s):

International Hop Growers' Convention

IHGC-Economic Commission: November - Nuremberg, Germany

Country: Austria

NOTES:

International Hop Growers' Convention

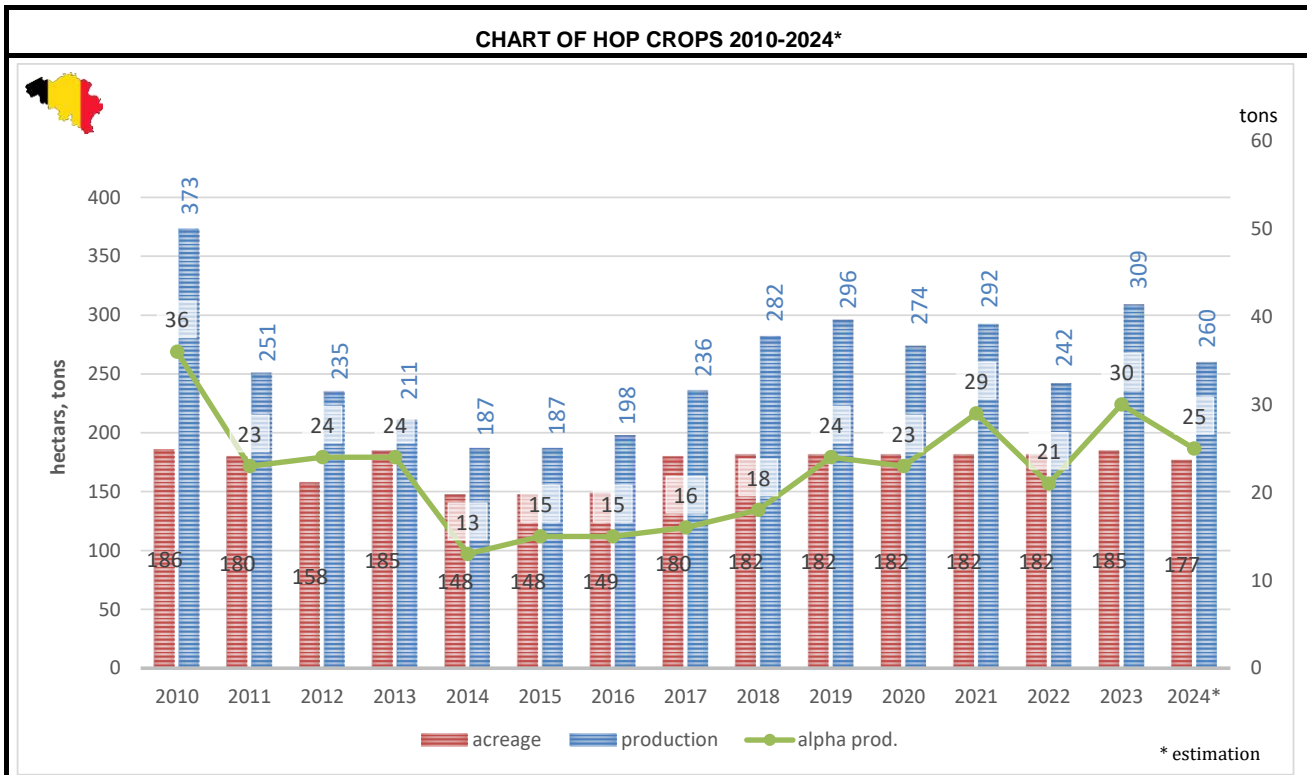
IHGC-Economic Commission: November - Nuremberg, Germany

Country:
Belgium

Contract	Year N	Year N+1	Year N+2	Year N+3	Year N+4	Year N+5
Situation	2024	2025	2026	2027	2028	2029
Metric tons						
% Crop / Year N						

Unsold Hops (MT) : Crop Year (N-1)	2023	Aroma	Alpha	Total
= Unsold Hops				
% unsold Hops				

Hop Prices Euro / Kg	Year (N-2) 2022	Year (N-1) 2023	Year (N) 2024	% Diff. N vs. (N-1)	Kind of Price
Spot Prices					
Aroma Hops					
Alpha Hops					
Average Price					
Contract Prices					
Aroma Hops					
Alpha Hops					
Average Price					
Average Prices					
Aroma Hops					
Alpha Hops					
AVERAGE					



COMMENTS ON HOP PRODUCTION AND MARKET SITUATION / ORGANIC HOPS

	Year N-1	Year N 2024	Main hop varieties in organic production		
Organic-Hop Area (Ha)	17,4	15	Golding	Cascade	Fuggle
Organic-Product. (MT)	27,70	17,31	Pilgrim	Magnum	Challenger

Country, Date:
Belgium, 13/11/2024

Member Organization(s):
vzw Hop

International Hop Growers' Convention

IHGC-Economic Commission: November - Nuremberg, Germany

Weather Report



Country:
Belgium

period*	January	February	March	April	May	June	July	August	September	October	November	December	TOTAL	
rainfalls (in millimetre)	76,2	107,5	71,4	98,9	76,7	55,4	64,4	53,1	113,7	94,1			811,2	
longterm average	30	63,1	57,8	53,8	43,1	59,2	58,7	69,5	76,5	71,9	73,9	91,5	86,7	805,7
temperature (in °C)	4,3	8,9	9,2	10,9	14,7	16,3	18,4	19,5	16,1	12,7			13,1	
longterm average	30	4,2	4,7	7,1	10,0	13,4	16,2	18,3	18,2	15,2	11,6	7,7	4,8	11,0

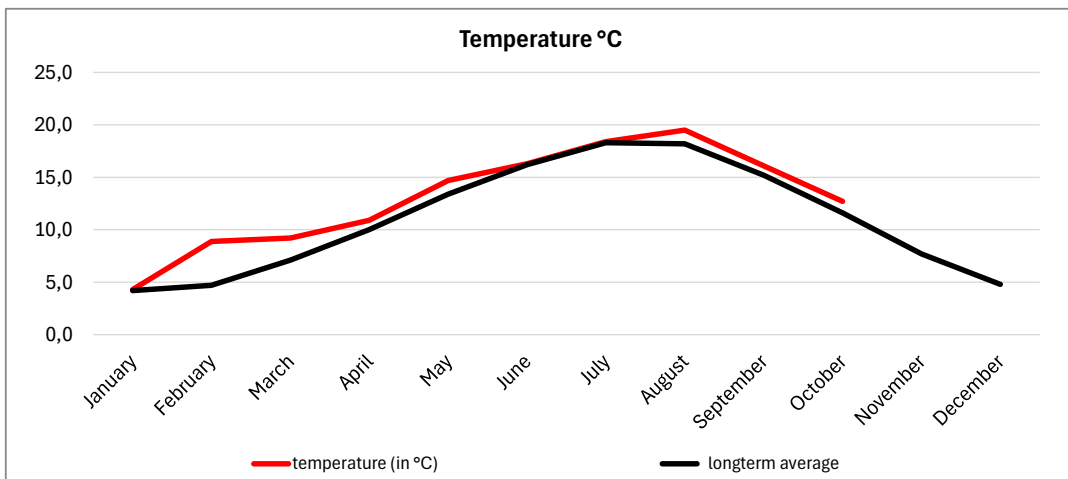
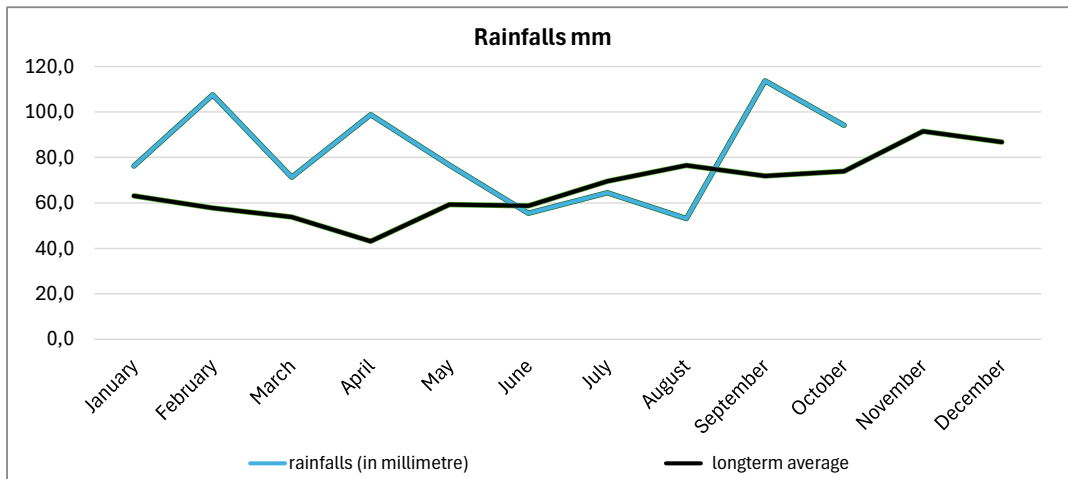
* please specify - 10, 30 years, ...

Note:

1991 - 2020

Weather station:

Poperinge



Country, Date:
Belgium, 13/11/2024

Member Organization(s):
vzw Hop

International Hop Growers' Convention

IHGC-Economic Commission: November - Nuremberg, Germany

Country: Belgium

NOTES:

International Hop Growers' Convention

IHGC-Economic Commission: November - Nuremberg, Germany

Country:
Bulgaria

Hop Area (Ha = Hectares)	Year N-1 2023	Year N 2024 (estimate)	Difference N - (N-1)	Difference %
Aroma	18	23	5	25,6
Alpha	15	19	5	32,6
Total	33	42	9	28,8

New Hop Area (Ha)	Year N-1 2023	Year N 2024 (estimate)
Aroma		
Alpha		
Total		

TOTAL Hop Area (Ha)	Year N-1 2023	Year N 2024 (estimate)	Difference N - (N-1)	Difference %
Aroma	18	23	5	25,6
Alpha	15	19	5	32,6
Total	33	42	9	28,7

Production MT=Metric Tons	Year N-1 2023	Year N 2024 (estimate)	Difference N - (N-1)	Difference %
Aroma	35	33	-2	-4,4
Alpha	25	22	-3	-11,0
Total	60	56	-4	-7,1

Yield MT/Ha	Year N-1 2023	Year N 2024 (estimate)	Difference %
Aroma	1,94	1,48	-23,9
Alpha	1,71	1,15	-32,9
Total	1,84	1,33	-27,9

Alpha Prod. Metric Tons	Year N-1 2023	2023 Av. Contents %	Year N 2024 (estimate) Metric Tons	2024 Av. Contents %	Difference Metric Tons	N-(N-1) Av. Contents %
Aroma	3	8,0	3	7,6	-0,3	-9,2
Alpha	3	13,6	3	13,0	-0,5	-14,9
Total	6,2		5,4		-0,8	-12,3

Main Varieties (Ha = Hectares)	Year N-1 Total Acreage	Year N Total Acreage	Difference	Year N-1 Alpha %	Year N Alpha %	Difference N-(N-1)
Aroma						
Cascade	16,0	20,6	4,6	8,0	7,8	
Perle	2,0	2,0	0,0	9,0	8,5	
Alpha						
Nugget	4,1	4,1	0,0	13,0	12,0	
Magnum	1,0	0,7	-0,3	14,0	14,0	
Eureka	6,2	11,7	5,5	16,0	16,0	
Bravo	0,6	0,5	-0,2	12,0	12,0	
Apollo	2,2	2,1	-0,1	15,0	15,0	
Sultana	0,5	0,4	-0,1	12,0	12,0	

International Hop Growers' Convention

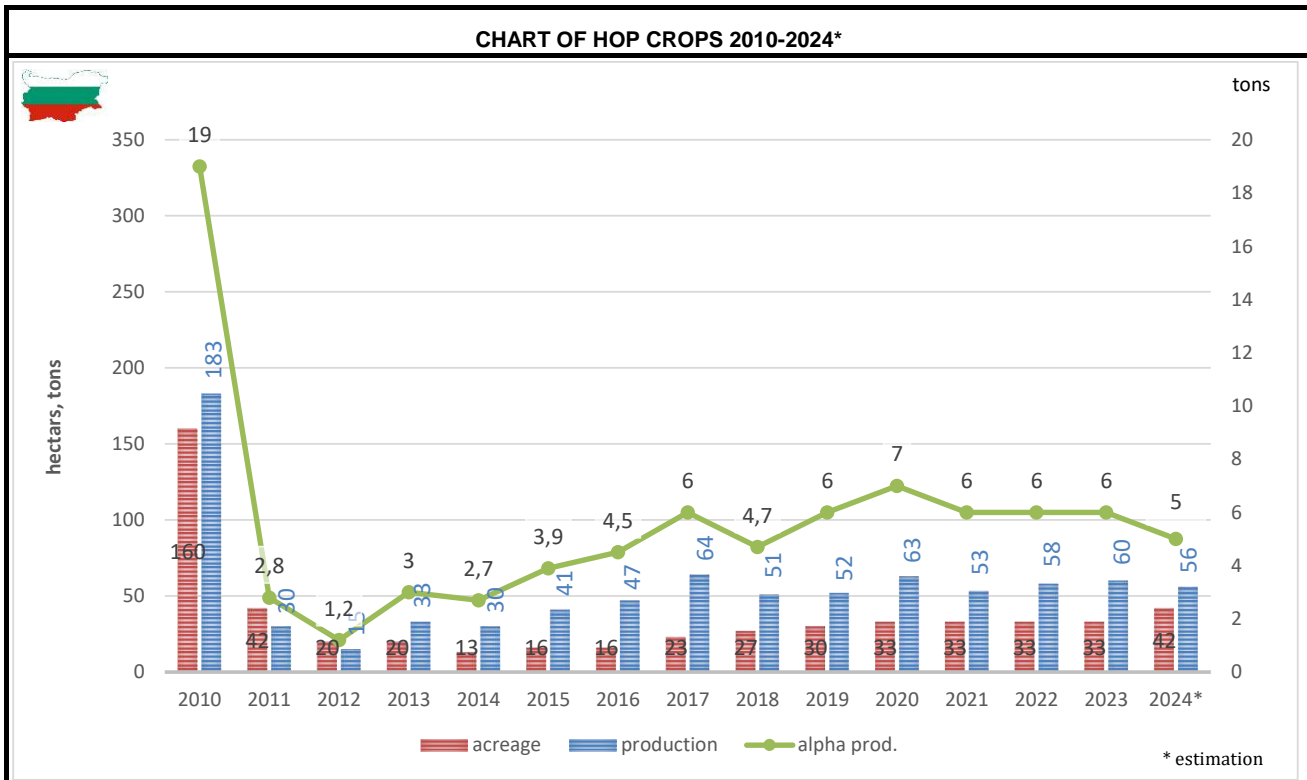
IHGC-Economic Commission: November - Nuremberg, Germany

Country:
Bulgaria

Contract	Year N	Year N+1	Year N+2	Year N+3	Year N+4	Year N+5
Situation	2024	2025	2026	2027	2028	2029
Metric tons	57	27	27			
% Crop / Year N	95					

Unsold Hops (MT) : Crop Year (N-1)	2023	Aroma	Alpha	Total
= Unsold Hops		4	0	4
% unsold Hops				

Hop Prices Euro / Kg	Year (N-2) 2022	Year (N-1) 2023	Year (N) 2024	% Diff. N vs. (N-1)	Kind of Price
Spot Prices					
Aroma Hops					
Alpha Hops					
Average Price					
Contract Prices					
Aroma Hops					
Alpha Hops					
Average Price					
Average Prices					
Aroma Hops					
Alpha Hops					
AVERAGE					



COMMENTS ON HOP PRODUCTION AND MARKET SITUATION / ORGANIC HOPS

	Year N-1	Year N 2024	Main hop varieties in organic production
Organic-Hop Area (Ha)			
Organic-Product. (MT)			

Country, Date:

Member Organization(s):

International Hop Growers' Convention

IHGC-Economic Commission: November - Nuremberg, Germany

Weather Report



Country:
Bulgaria

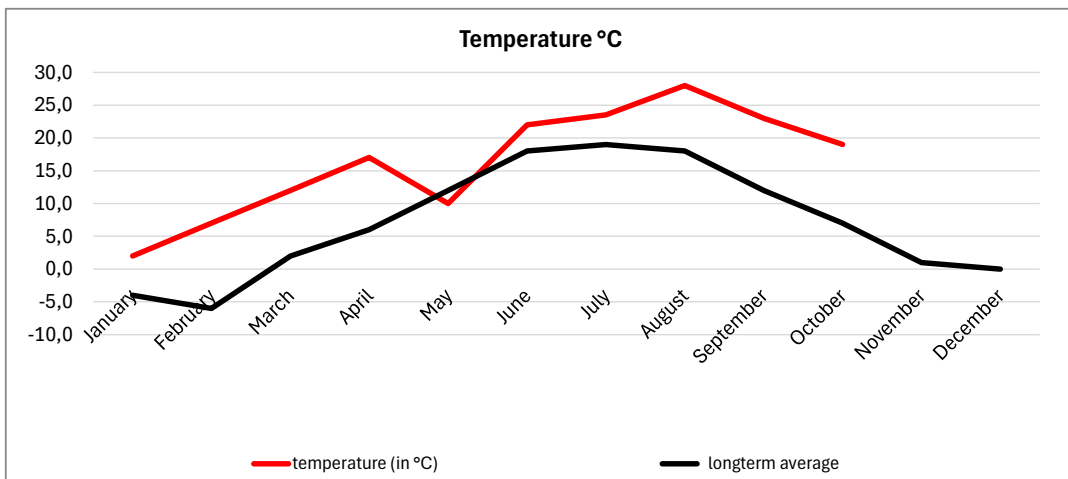
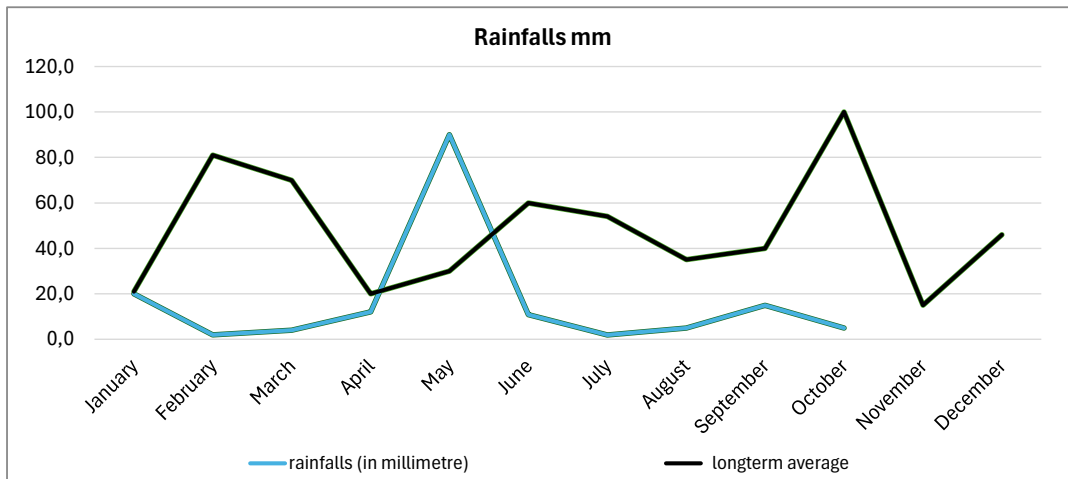
period*	January	February	March	April	May	June	July	August	September	October	November	December	TOTAL
rainfalls (in millimetre)	20,0	2,0	4,0	12,0	90,0	10,8	1,9	5,0	15,0	5,0			165,7
longterm average	21,0	81,0	70,0	20,0	30,0	60,0	54,0	35,0	40,0	100,0	15,0	46,0	572,0
temperature (in °C)	2,0	7,0	12,0	17,0	10,0	22,0	23,5	28,0	23,0	19,0			16,4
longterm average	-4,0	-6,0	2,0	6,0	12,0	18,0	19,0	18,0	12,0	7,0	1,0	0,0	7,1

* please specify - 10, 30 years, ...

Note:

Weather station:

Velingrad



Country, Date:

Member Organization(s):

International Hop Growers' Convention

IHGC-Economic Commission: November - Nuremberg, Germany

Country:

Bulgaria

NOTES:

International Hop Growers' Convention

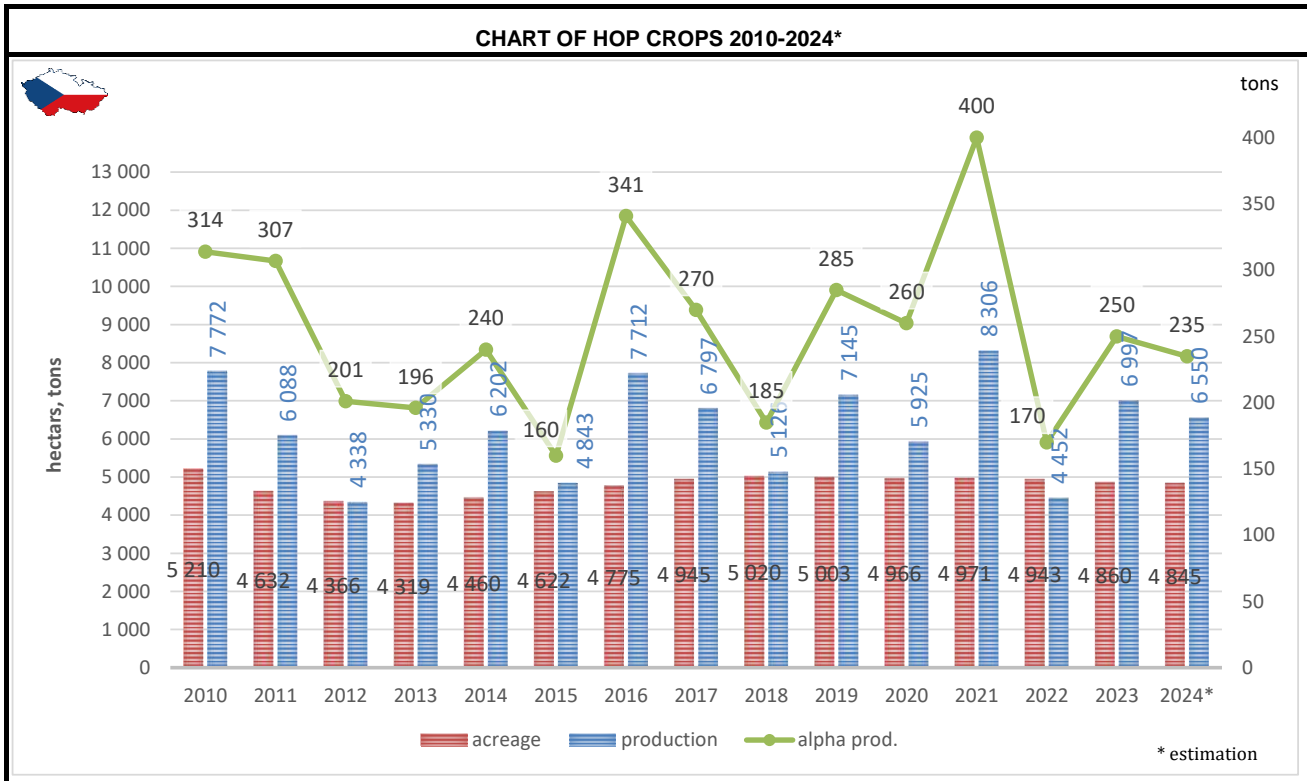
IHGC-Economic Commission: November - Nuremberg, Germany

Country: Czech Republic

Contract	Year N	Year N+1	Year N+2	Year N+3	Year N+4	Year N+5
Situation	2024	2025	2026	2027	2028	2029
Metric tons						
% Crop / Year N	100	98	85	50	30	20

Unsold Hops (MT) : Crop Year (N-1)	2023	Aroma	Alpha	Total
= Unsold Hops				
% unsold Hops				0

Hop Prices Euro / Kg	Year (N-2) 2022	Year (N-1) 2023	Year (N) 2024	% Diff. N vs. (N-1)	Kind of Price
Spot Prices					
Aroma Hops					
Alpha Hops					
Average Price					
Contract Prices					
Aroma Hops	9,0	9,4			farmer price
Alpha Hops	7,2	7,4			farmer price
Average Price					
Average Prices					
Aroma Hops					
Alpha Hops					
AVERAGE					



COMMENTS ON HOP PRODUCTION AND MARKET SITUATION / ORGANIC HOPS

	Year N-1	Year N 2024	
O-Hop Area (Ha)	15,6	15,6	+ 7 ha in a transitional period
O-Production (MT)	15,0	14,0	
			Main O-varieties Saaz Premiant

Country, Date:
November 15, 2024

Member Organization(s):
Hop Growers Union of the Czech Rep.

International Hop Growers' Convention

IHGC-Economic Commission: November 2024 - Nuremberg, Germany

Weather Report



Country:

Czech Republic

period*	January	February	March	April	May	June	July	August	September	October	November	December	TOTAL	
rainfalls (in millimetre)	26,8	36,4	3,0	23,1	98,0	48,6	38,4	119,2	97,6	33,4			524,5	
longterm average	30	18,2	15,3	23,1	26,7	51,9	65,4	76,3	71,9	43,6	28,6	26,4	24,4	471,8
temperature (in °C)	-0,2	6,5	6,9	10,3	15,3	18,4	20,7	20,4	15,5	9,9			12,4	
longterm average	30	-0,1	0,8	4,3	9,4	14,0	17,4	19,2	18,4	13,5	8,5	4,1	0,8	9,2

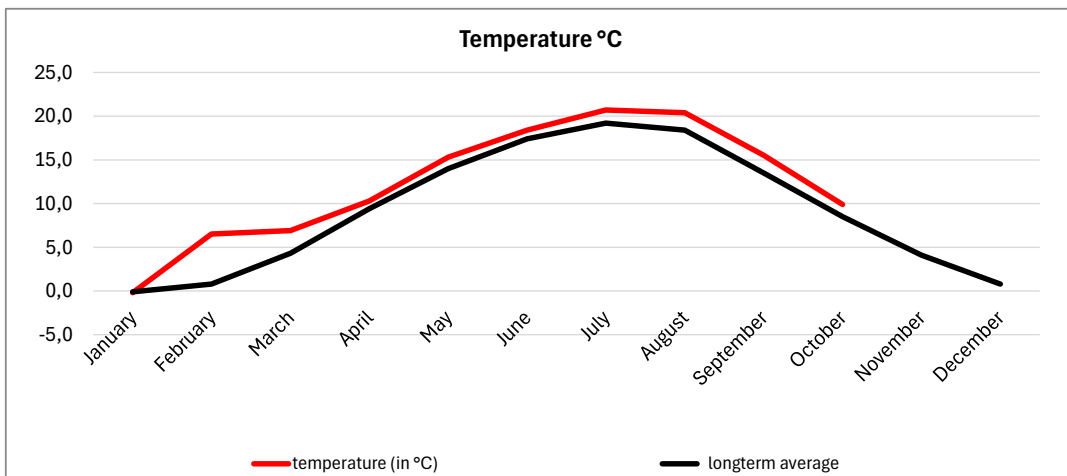
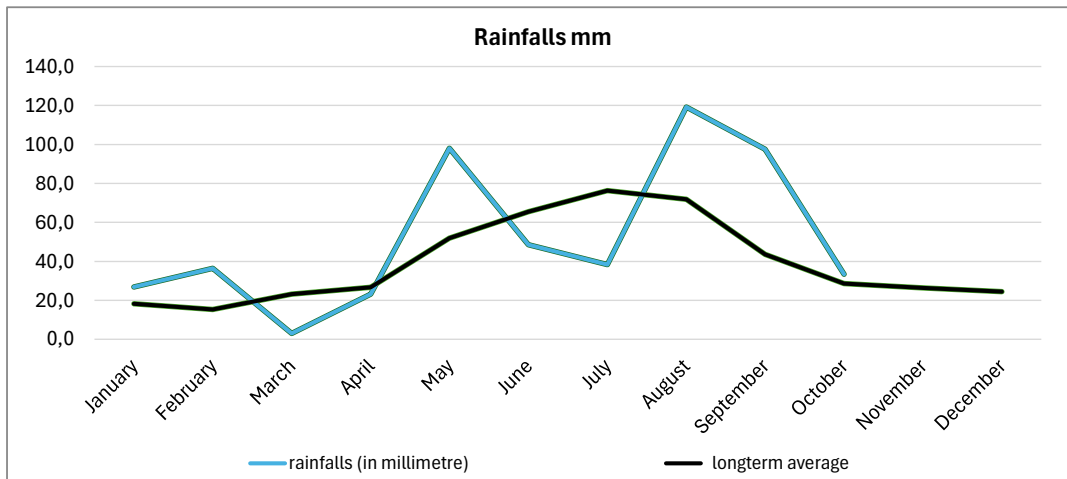
* please specify - 10, 30 years, ...

Note:

1991-2020

Weather station:

Zatec



Country, Date:

11 November, 2024

Member Organization(s):

Hop Growers Union of the Czech Rep.

International Hop Growers' Convention

IHGC-Economic Commission: November 2024 - Nuremberg, Germany

Country: Czech Republic

NOTES:

International Hop Growers' Convention

IHGC-Economic Commission: November - Nuremberg, Germany

Country:

France

Hop Area (Ha = Hectares)	Year N-1 2023	Year N 2024	Difference N - (N-1)	Difference %
Aroma	483	554	71,1	14,7
Alpha	62	56	-5,6	-9,1
Total	545	610	65,5	12,0

New Hop Area (Ha)	Year N-1 2023	Year N 2024
Aroma	38	11
Alpha	6	13
Total	43	24

TOTAL Hop Area (Ha)	Year N-1 2023	Year N 2024	Difference N - (N-1)	Difference %
Aroma	521	566	44,6	8,6
Alpha	67	69	1,7	2,5
Total	588	635	46,3	7,9

Production MT=Metric Tons	Year N-1 2023	Year N 2024	Difference N - (N-1)	Difference %
Aroma	729	844	115,2	15,8
Alpha	101	116	15,3	15,1
Total	830	961	130,5	15,7

Yield MT/Ha	Year N-1 2023	Year N 2024	Difference %
Aroma	1,40	1,49	6,7
Alpha	1,50	1,69	12,3
Total	1,41	1,51	7,3

Alpha Prod.	Year N-1	2023	Year N	2024	Difference	N-(N-1)
Metric Tons	Metric Tons	Av. Contents	Metric Tons	Av. Contents	Metric Tons	Av. Contents
		%	2024	%		%
Aroma	33,5	4,6	42,2	5,0	8,7	25,9
Alpha	9,7	9,6	11,9	10,2	2,2	22,3
Total	43,2		54,1		10,8	25,1

Main Varieties (Ha = Hectares)	Year N-1 2023 Acreage	Year N 2024 Acreage	Difference	Year N-1 2023 Alpha %	Year N 2024 Alpha %	Difference N-(N-1) %
Aroma						
Strisselspalt	212,5	218,6	6,1	2,3	2,2	-4,3
Aramis	69	72,6	3,6	8,0	6,5	-18,8
Tradition	2,45	5,6	3,2	3,8	4,0	5,3
Triskel	12,2	12,7	0,5	4,0	4,6	15,0
Fuggle	29,5	35,8	6,3	2,1	3,3	57,1
Golding	11,9	12,7	0,8	3,5	3,2	-8,6
Challenger	5,9	5,9	0,0	8,0	7,5	-6,3
Barbe-Rouge	21	25,6	4,6	8,5	9,0	5,9
Mistral	18	19,4	1,4	6,0	7,2	20,0
Cascade	14,6	27,3	12,7	5,2	5,5	5,8
Teorem	1,6	1,6	0,0	6,0	7,7	28,3
Elixir	56	57,3	1,3	5,7	5,5	-3,5
Chinook	4,6	13,1	8,5	13,0	11,2	-13,8
Sorachi	2,1	2,4	0,3	4,5	4,2	-6,7
Wilamette	3,2	4,6	1,4	5,0	5,0	0,0
Alpha						
Columbus	4,2	4,3	0,1	10,7	11,5	7,5
Nugget	20,7	23,3	2,6	11,1	11,2	0,9
Magnum	9	1,1	-7,9	15,0	13,5	-10,0
Target	8,7	8,9	0,2	13,0	11,0	-15,4
Brewers Gold	17	17,9	0,9	6,3	7,2	14,3
Northern Brewer	0,2	0,3	0,1	9,0	8,5	-5,6
Galena	2	2,6	0,6	13,0	13,0	0,0
Centanial	1	1,4	0,4	12,0	12,0	0,0
R&D	5	5,1	0,1	12,0	7,2	-40,0

International Hop Growers' Convention

IHGC-Economic Commission: November - Nuremberg, Germany

Country: France

Contract	Year N	Year N+1	Year N+2	Year N+3	Year N+4	Year N+5
Situation	2024	2025	2026	2027	2028	2029
Metric tons						
% Crop / Year N	60	50	50	50	20	20

Unsold Hops (MT) : Crop Year (N-1)	2023	Aroma	Alpha	Total
= Unsold Hops				112
% unsold Hops				13,49%

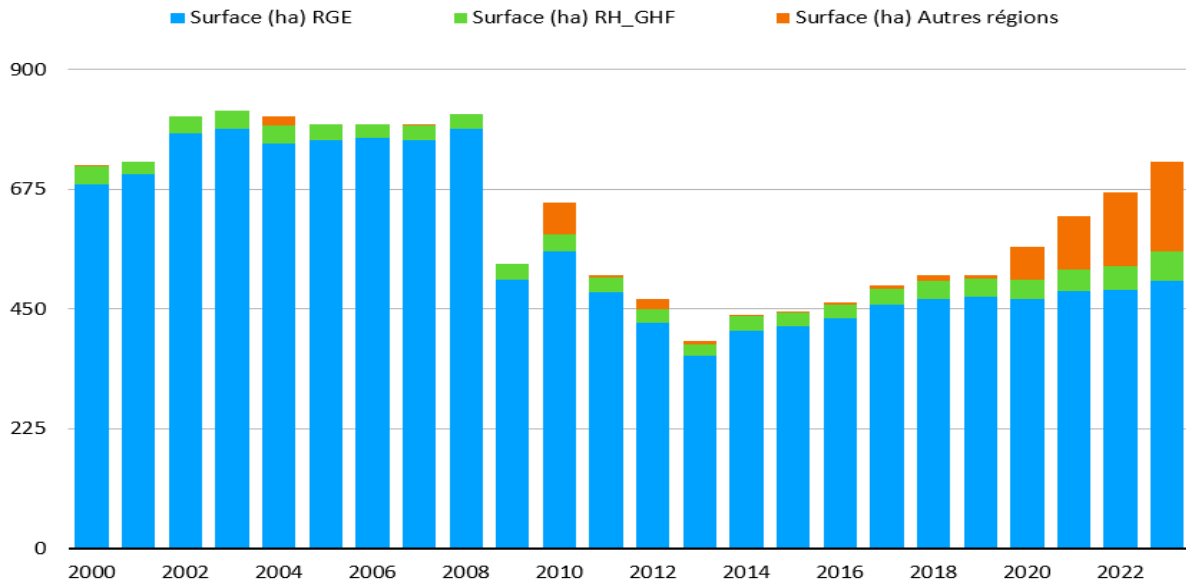
Hop Prices Euro / Kg	Year (N-2) 2022	Year (N-1) 2023	Year (N) 2024	% Diff. N vs. (N-1)	Kind of Price
Spot Prices					
Aroma Hops					
Alpha Hops					
Average Price					
Contract Prices					
Aroma Hops					
Alpha Hops					
Average Price					
Average Prices					
Aroma Hops					
Alpha Hops					
AVERAGE		6,00-8,00 €/kg	5,00-16,00€/kg		

CHART OF HOP CROPS 2000-2023

Information area coming from [France Agrimer - summer 2024](#)

It's includes all the areas that are **officially declared** : 634,6ha

Estimations undeclared area : approx 90ha, mainly Organic --> **Global area in France : 725ha**



COMMENTS ON HOP PRODUCTION AND MARKET SITUATION / ORGANIC HOPS

90% of the new areas in France are Organic . Historic regions stabilised there production

Declared ha	118,6	c24
Not declared ha (est.)	90	c24

New production regions have higher prices (25/30/40€/t)
Prices expectations to be lower due to the complicated market (20/24€/kg)

O Hop used as conventionnel ?

	2023	2024
O-Hop Area (Ha)	120	209
O-Production (MT)	150	240

Main O-varieties
Strisselspalt, Aramis
Foreign variétés

Année	Nb de producteurs
2018	74
2019	103
2020	127
2021	161
2022	197

Country, Date: 1.00

Member Organization(s): AGPH

International Hop Growers' Convention

IHGC-Economic Commission: November - Nuremberg, Germany

Weather Report



Country:

France

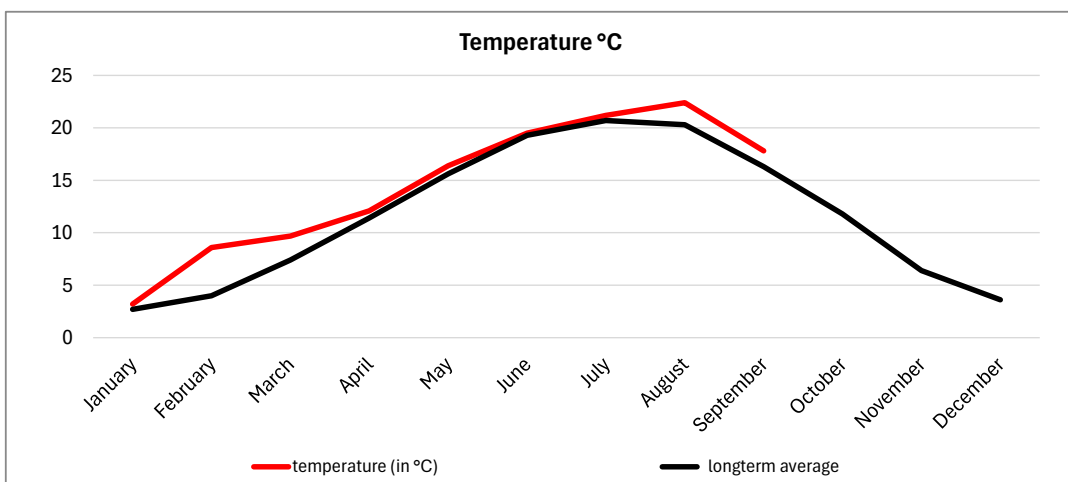
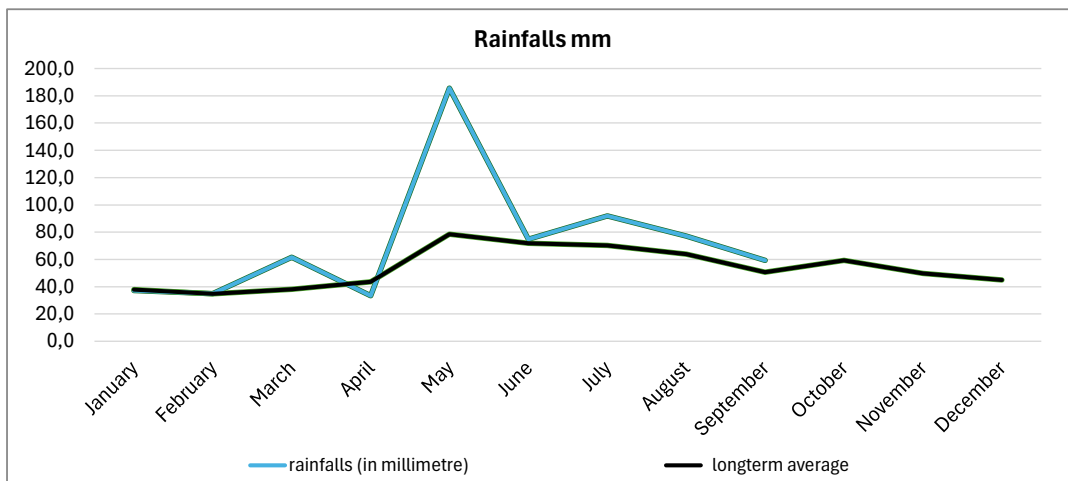
period*	January	February	March	April	May	June	July	August	September	October	November	December	TOTAL	
rainfalls (in millimetre)	37,3	34,9	61,5	33,4	185,6	74,8	91,9	77,0	59,3				655,7	
longterm average	30	38,0	34,8	38,2	43,7	78,5	71,9	70,2	63,9	59,3	49,8	44,9	643,8	
temperature (in °C)	3,2	8,6	9,7	12,1	16,4	19,5	21,2	22,4	17,8				14,5	
longterm average	30	2,7	4	7,4	11,4	15,6	19,3	20,7	20,3	16,3	11,8	6,4	3,6	11,6

* please specify - 10, 30 years, ...

Note:

Weather station:

Alsace



Country, Date:

Member Organization(s):

International Hop Growers' Convention

IHGC-Economic Commission: November - Nuremberg, Germany

Country: France

NOTES:

International Hop Growers' Convention

IHGC-Economic Commission: November - Nuremberg, Germany

Country:
Germany

Hop Area (Ha = Hectares)	Year N-1 2023	Year N 2024 (estimate)	Difference N - (N-1)	Difference %
Aroma	10 238	9 498	-741	-7,2
Alpha	9 746	10 026	279	2,9
Total	19 985	19 523	-461	-2,3

New Hop Area (Ha)	Year N-1 2023	Year N 2024 (estimate)
Aroma	135	61
Alpha	509	704
Total	644	765

TOTAL Hop Area (Ha)	Year N-1 2023	Year N 2024 (estimate)	Difference N - (N-1)	Difference %
Aroma	10 374	9 559	-815	-7,9
Alpha	10 255	10 730	475	4,6
Total	20 629	20 289	-340	-1,6

Production MT=Metric Tons	Year N-1 2023	Year N 2024 (estimate)	Difference N - (N-1)	Difference %
Aroma	17 759	18 179	420	2,4
Alpha	23 475	28 318	4 843	20,6
Total	41 234	46 497	5 263	12,8

Yield MT/Ha	Year N-1 2023	Year N 2024 (estimate)	Difference %
Aroma	1,71	1,90	11,1
Alpha	2,29	2,64	15,3
Total	2,00	2,29	14,7

Alpha Prod. Metric Tons	Year N-1 2023	2023 Av. Contents	Year N 2024 (estimate) Metric Tons	2024 Av. Contents	Difference Metric Tons	N-(N-1) Av. Contents
	Metric Tons	%	(estimate)	%	Metric Tons	%
Aroma	915	5,2	964	5,3	49	5,4
Alpha	3 255	13,9	4 427	15,6	1 172	36,0
Total	4 170	10,1	5 391	11,6	1 221	29,3

Main Varieties (Ha = Hectares)	Year N-1 Total Acreage	Year N Total Acreage	Difference	Year N-1 Alpha %	Year N Alpha %	Difference N-(N-1)
Aroma						
Perle	3 235	2 861	-375	6,0	6,2	0,2
Tradition	2 702	2 461	-241	4,9	5,3	0,4
Hersbrucker	785	775	-10	3,0	2,5	-0,5
Tettnanger	646	632	-13	2,6	3,3	0,7
Hallertauer	615	601	-14	2,9	3,3	0,4
Spalter Select	528	499	-29	4,7	3,9	-0,8
Saphir	330	292	-38	3,1	3,2	0,1
Northern Brewer	192	175	-17	7,5	8,3	0,8
Mandarina Bavaria	187	160	-27	7,9	9,0	1,1
Alpha						
Herkules	7 498	7 917	419	13,9	15,8	1,9
Magnum	1 770	1 620	-150	11,8	12,9	1,1
Polaris	561	588	27	18,0	19,8	1,8
Titan	94	322	228	14,6	17,7	3,1
Taurus	147	116	-31	13,8	15,9	2,1
Nugget	101	91	-10	11,9	10,9	-1,0

International Hop Growers' Convention

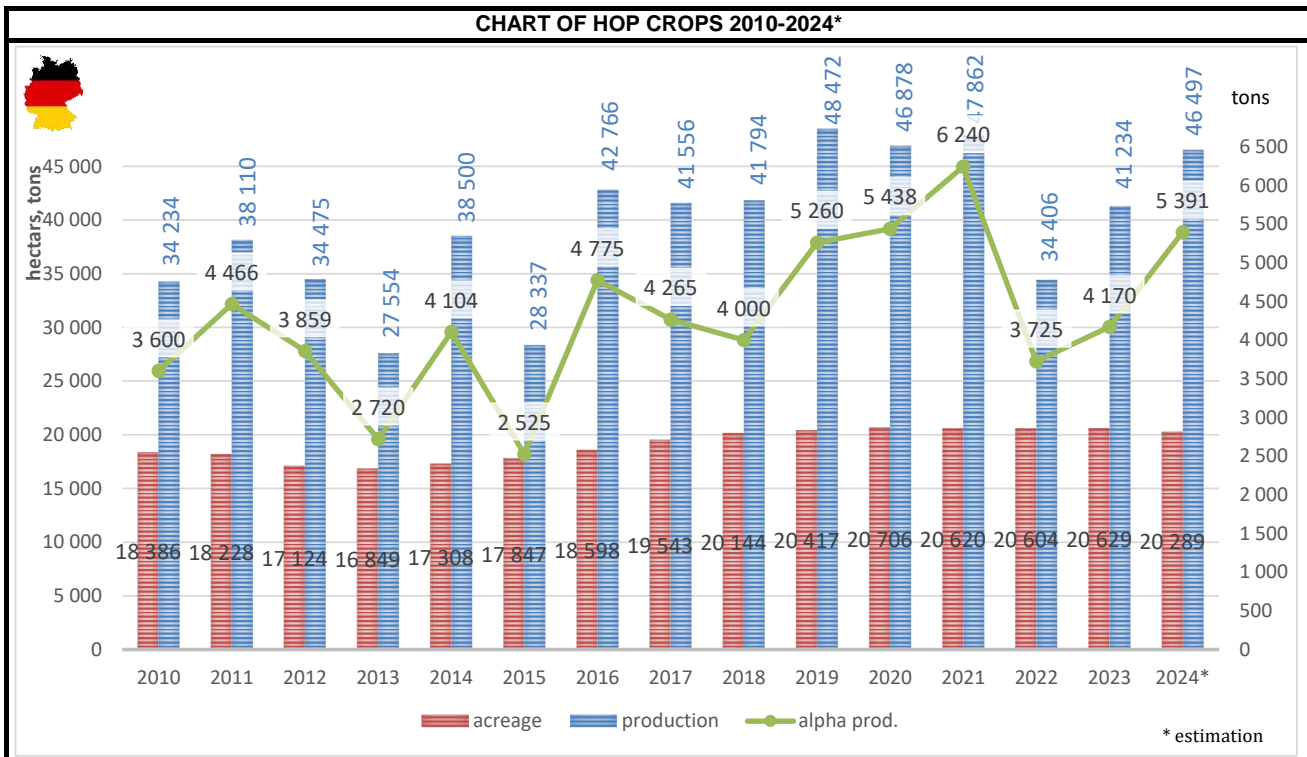
IHGC-Economic Commission: November - Nuremberg, Germany

Country: Germany

Contract	Year N	Year N+1	Year N+2	Year N+3	Year N+4	Year N+5
Situation	2024	2025	2026	2027	2028	2029
Metric tons	39 818	38 664	26 505	22 478	15 224	10 515
% Crop / Year N	86	83	57	48	33	23

Unsold Hops (MT) : Crop Year (N-1)	2023	Aroma	Alpha	Total
= Unsold Hops		110	30	140
% unsold Hops		0,62	0,13	0,34

Hop Prices Euro / Kg	Year (N-2) 2022	Year (N-1) 2023	Year (N) 2024	% Diff. N vs. (N-1)	Kind of Price
Spot Prices					
Aroma Hops	10,0	5,8			
Alpha Hops	9,9	6,0			
Average Price	9,9	5,9			
Contract Prices					
Aroma Hops	7,5	7,7			
Alpha Hops	5,2	5,0			
Average Price	6,1	6,1			
Average Prices					
Aroma Hops	7,7	7,5			
Alpha Hops	5,4	5,0			
AVERAGE	6,3	6,1			



COMMENTS ON HOP PRODUCTION AND MARKET SITUATION / ORGANIC HOPS

	Year N-1	Year N 2024	Main hop varieties in organic production HTR/PER/SSE
Organic-Hop Area (Ha)	200	260	
Organic-Product. (MT)	230	350	

International Hop Growers' Convention

IHGC-Economic Commission: November - Nuremberg, Germany

Weather Report



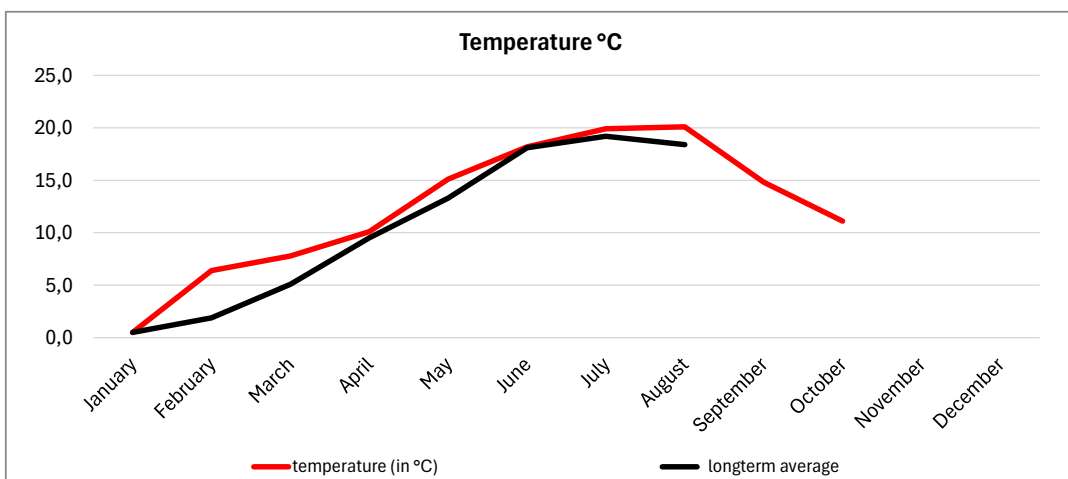
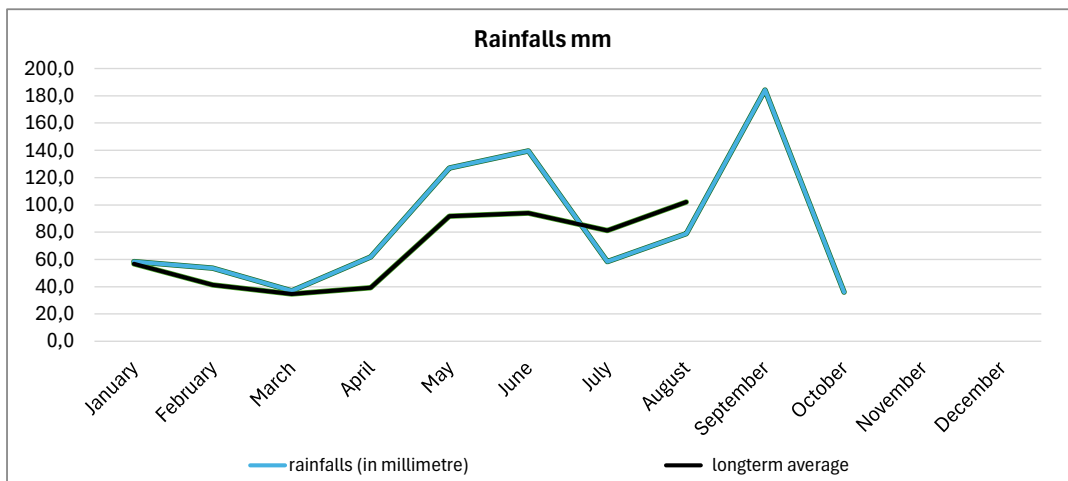
Country:
Germany

period*	January	February	March	April	May	June	July	August	September	October	November	December	TOTAL
rainfalls (in millimetre)	58,5	53,6	36,9	61,9	127,1	139,6	58,4	78,9	184,2	36,1			835,2
longterm average	10	56,9	41,3	34,7	39,3	91,6	93,9	81,2	102,1				541,0
temperature (in °C)	0,5	6,4	7,8	10,1	15,1	18,2	19,9	20,1	14,8	11,1			12,4
longterm average	10	0,5	1,9	5,1	9,5	13,3	18,1	19,2	18,4				10,8

* please specify - 10, 30 years, ...

Note:

Weather station:



Country, Date:

14.11.2024

Member Organization(s):

German Hop Growers Association

International Hop Growers' Convention

IHGC-Economic Commission: November - Nuremberg, Germany

Country: Germany

NOTES:

International Hop Growers' Convention

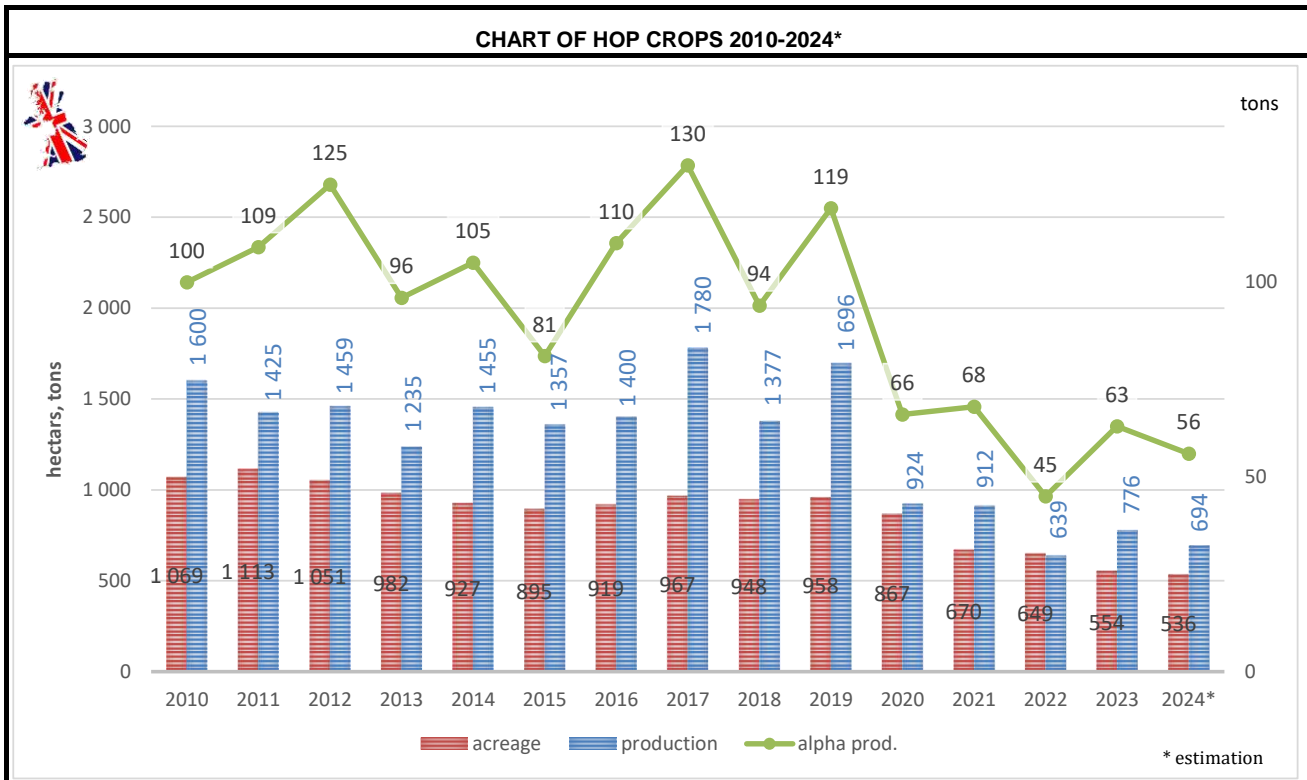
IHGC-Economic Commission: November - Nuremberg, Germany

Country: GB

Contract	Year N	Year N+1	Year N+2	Year N+3	Year N+4	Year N+5
Situation	2024	2025	2026	2027	2028	2029
Metric tons						
% Crop / Year N						

Unsold Hops (MT) : Crop Year (N-1)	2023	Aroma	Alpha	Total
= Unsold Hops				
% unsold Hops				

Hop Prices Euro / Kg	Year (N-2) 2022	Year (N-1) 2023	Year (N) 2024	% Diff. N vs. (N-1)	Kind of Price
Spot Prices					
Aroma Hops					
Alpha Hops					
Average Price					
Contract Prices					
Aroma Hops					
Alpha Hops					
Average Price					
Average Prices					
Aroma Hops					
Alpha Hops					
AVERAGE					



COMMENTS ON HOP PRODUCTION AND MARKET SITUATION / ORGANIC HOPS

	Year N-1	Year N 2024	Main hop varieties in organic production Sovereign & Endeavour
Organic-Hop Area (Ha)		6,4	
Organic-Product. (MT)		1,14	

Country, Date:
15.11.2024

Member Organization(s):
The British Hop Association

International Hop Growers' Convention

IHGC-Economic Commission: November - Nuremberg, Germany

Weather Report



Country:

GB

period*	January	February	March	April	May	June	July	August	September	October	November	December	TOTAL	
rainfalls (in millimetre)	85,0	159,0	105,0	78,0	70,0	19,0	69,0	45,0	153,0	97,0			880,0	
longterm average	30	84,0	79,0	54,0	56,0	52,0	53,0	54,0	50,0	56,0	62,0	94,0	89,0	783,0
temperature (in °C)	5,0	8,4	8,3	15,0	17,0	18,0	21,0	22,0	18,0	15,0			14,8	
longterm average	30	7,8	8,3	10,8	14,0	17,0	20,0	22,0	22,0	19,0	15,0	11,0	8,0	14,6

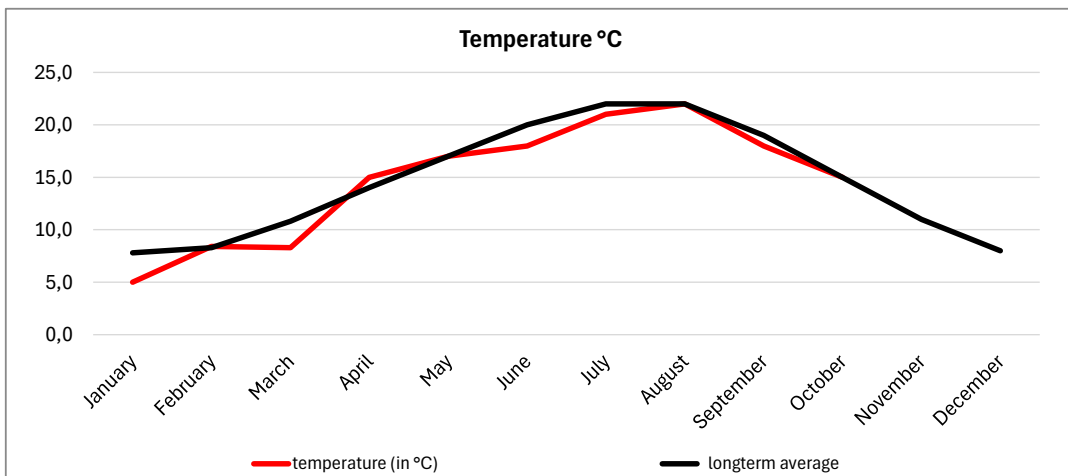
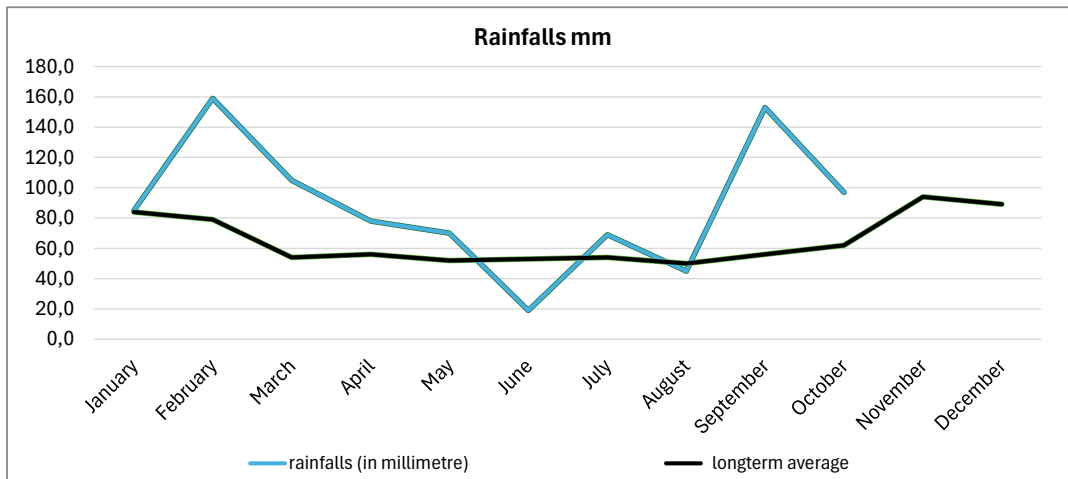
* please specify - 10, 30 years, ...

Note:

1991-2020

Weather station:

England SE & Central S



Country, Date:

Member Organization(s):

International Hop Growers' Convention

IHGC-Economic Commission: November - Nuremberg, Germany

Country: GB

NOTES:

International Hop Growers' Convention

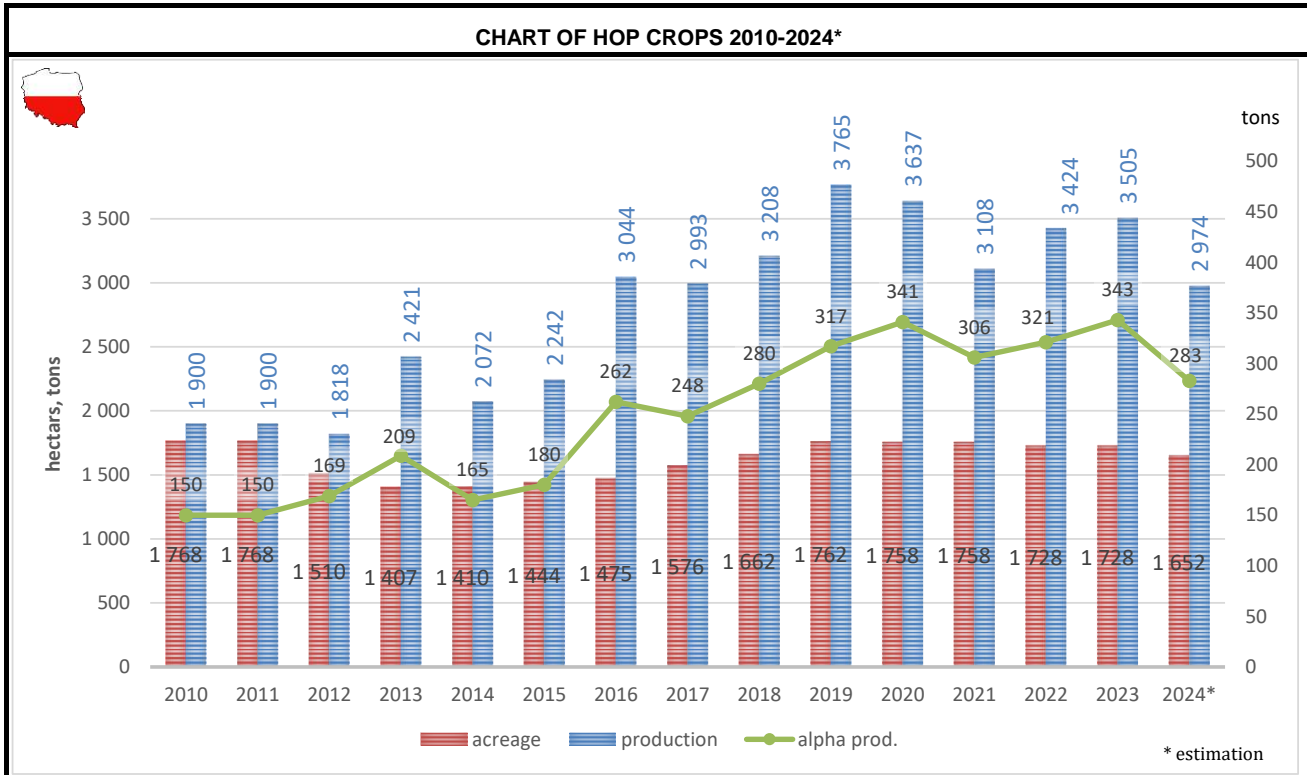
IHGC-Economic Commission: November - Nuremberg, Germany

Country: Poland

Contract	Year N	Year N+1	Year N+2	Year N+3	Year N+4	Year N+5
Situation	2024	2025	2026	2027	2028	2029
Metric tons						
% Crop / Year N	50	40	40	30	20	15

Unsold Hops (MT) : Crop Year (N-1)	2023	Aroma	Alpha	Total
= Unsold Hops		100	200	300
% unsold Hops		6,9	9,7	8,6

Hop Prices Euro / Kg	Year (N-2) 2022	Year (N-1) 2023	Year (N) 2024	% Diff. N vs. (N-1)	Kind of Price
Spot Prices					
Aroma Hops	5,00	4,50			Farmer Price
Alpha Hops	4,95	1,50			Farmer Price
Average Price	4,98	3,00			Farmer Price
Contract Prices					
Aroma Hops	4,90	4,90	4,90	0,00	Farmer Price
Alpha Hops	4,50	4,50	4,50	0,00	Farmer Price
Average Price	4,70	4,70	4,70	0,00	Farmer Price
Average Prices					
Aroma Hops	4,95	4,95			Farmer Price
Alpha Hops	4,73	4,73			Farmer Price
AVERAGE	4,84	4,84			Farmer Price



COMMENTS ON HOP PRODUCTION AND MARKET SITUATION / ORGANIC HOPS

	Year N-1	Year N 2024	Main hop varieties in organic production		
Organic-Hop Area (Ha)	13,5	14,2	HMG	MAR	PUL
Organic-Product. (MT)	23,0	23,0	MGN	CAS	

Country, Date: Poland, 15.11.2024

Member Organization(s): ZPPCh

International Hop Growers' Convention

IHGC-Economic Commission: November - Nuremberg, Germany

Weather Report



Country:

Poland

period*	January	February	March	April	May	June	July	August	September	October	November	December	TOTAL
rainfalls (in millimetre)	71,5	47,5	27,4	27,5	53,3	68,0	94,8	43,8	31,5	6,6			471,9
longterm average	33,6	31,5	37,9	42,3	70,7	66,8	82,2	54,9	62,8	47,4	36,5	34,5	601,1
temperature (in °C)	0,0	6,0	8,5	14,0	15,4	21,1	26,4	25,6	22,4	14,3			15,4
longterm average	-2,5	-1,4	2,4	8,6	13,6	16,9	18,9	18,4	13,4	8,2	3,2	-1,0	8,2

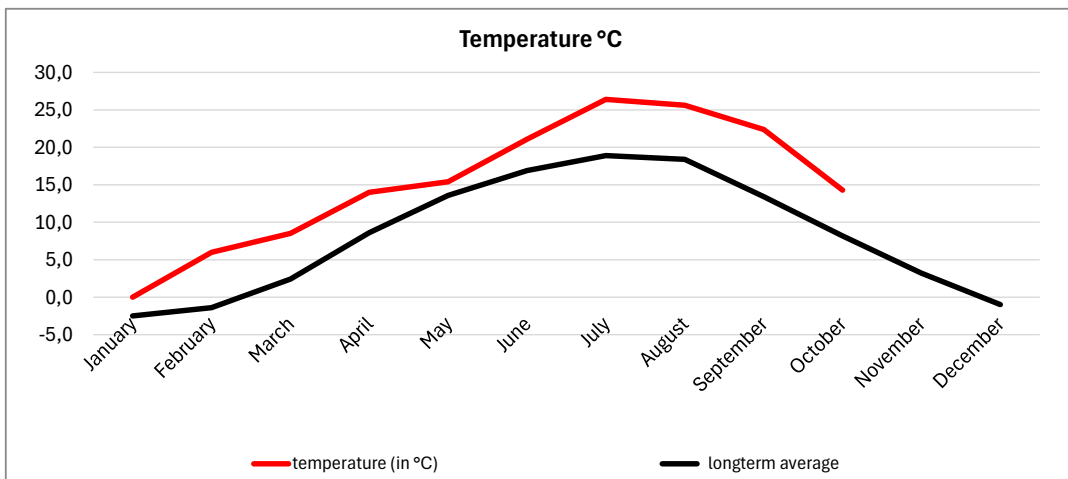
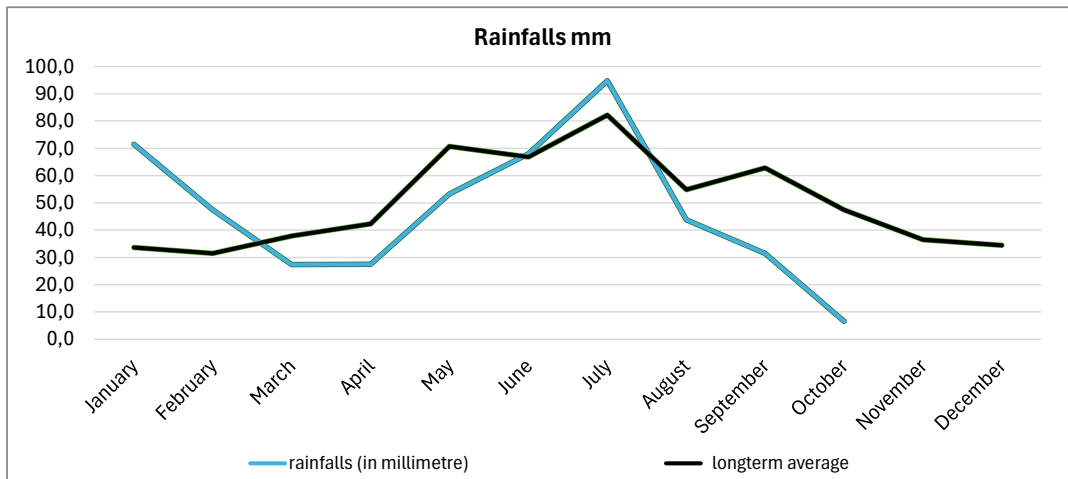
* please specify - 10, 30 years, ...

Note:

longterm data: 1991-2020; source: IMGW-PIB

Weather station:

LUBLIN



Country, Date:

Poland, 15.11.2024

Member Organization(s):

ZPPCh

International Hop Growers' Convention

IHGC-Economic Commission: November - Nuremberg, Germany

Country: Poland

NOTES:

International Hop Growers' Convention

IHGC-Economic Commission: November - Nuremberg, Germany

Country:
Romania

Hop Area (Ha = Hectares)	Year N-1 2023	Year N 2024 <i>(estimate)</i>	Difference N - (N-1)	Difference %
Aroma	73	73	0	0,0
Alpha	202	207	5	2,5
Total	275	280	5	1,8

New Hop Area (Ha)	Year N-1 2023	Year N 2024 <i>(estimate)</i>
Aroma	0	0
Alpha	5	5
Total	5	5

TOTAL Hop Area (Ha)	Year N-1 2023	Year N 2024 <i>(estimate)</i>	Difference N - (N-1)	Difference %
Aroma	73	73	0	0,0
Alpha	207	207	0	0,0
Total	280	280	0	0,0

Production MT=Metric Tons	Year N-1 2023	Year N 2024 <i>(estimate)</i>	Difference N - (N-1)	Difference %
Aroma	41	41	0	0,0
Alpha	167	167	0	0,0
Total	208	208	0	0,0

Yield MT/Ha	Year N-1 2023	Year N 2024 <i>(estimate)</i>	Difference %
Aroma	0,56	0,56	0,0
Alpha	0,81	0,81	0,0
Total	0,74	0,74	0,0

Alpha Prod.	Year N-1	2023	Year N	2024	Difference	N-(N-1)
Metric Tons	Metric Tons	Av. Contents	Metric Tons	Av. Contents	Metric Tons	Av. Contents
		%	<i>(estimate)</i>	%		%
Aroma	1,8	4,3	1,8	4,3		
Alpha	16,4	9,8	16,4	9,8		
Total	18,1		18,1			

Main Varieties (Ha = Hectares)	Year N-1 Total Acreage	Year N Total Acreage	Difference	Year N-1 Alpha %	Year N Alpha %	Difference N-(N-1)
Aroma						
Perle	31,7	36,3	4,6			
Huller Biterer	14,4	14,4	0,0			
Cascade	2,4	6,5	4,1			
Total	48,6	57,2	8,7	4,3	4,3	
Alpha						
Magnum	58,4	58,4	0,0			
Merkur	18,6	18,6	0,0			
Brewers Gold	16,4	16,4	0,0			
Nuggett	0,0	3,2	3,2			
Total	93,4	96,6	3,2	9,8	9,8	

International Hop Growers' Convention

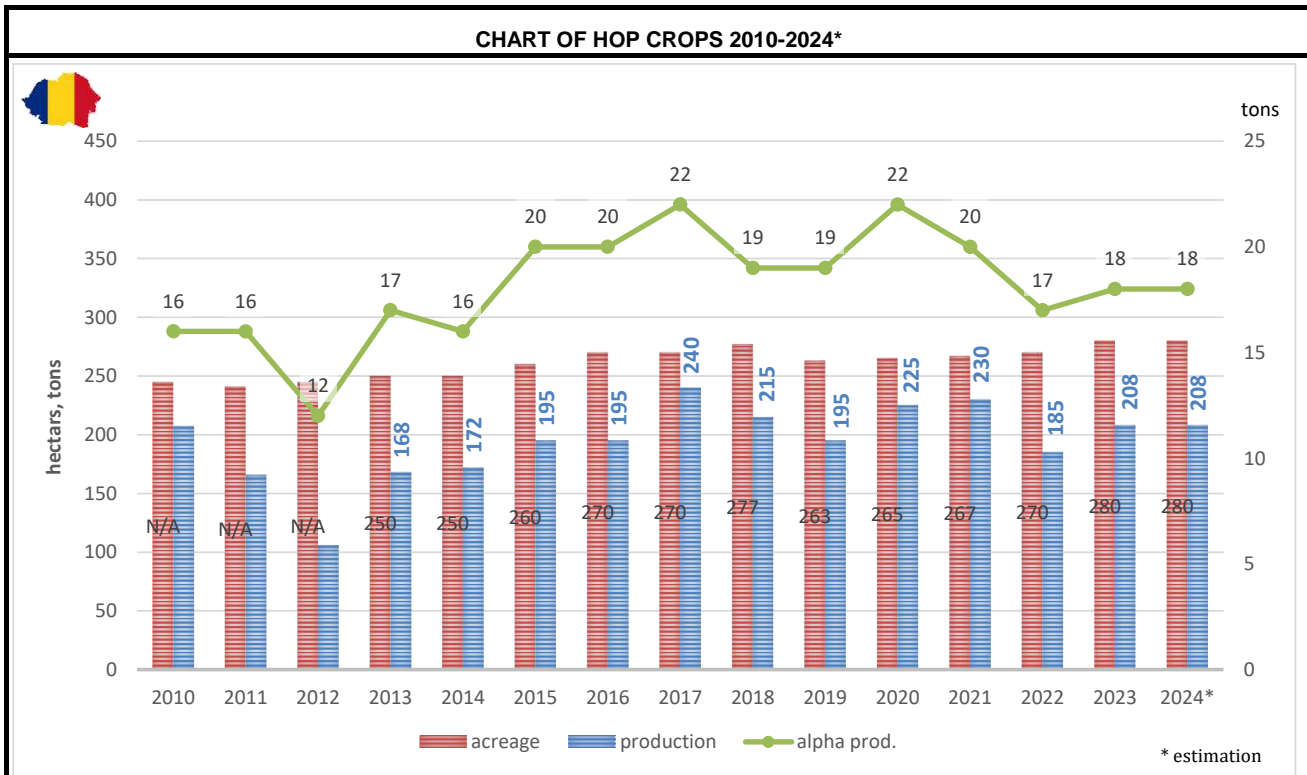
IHGC-Economic Commission: November - Nuremberg, Germany

Country:
Romania

Contract	Year N	Year N+1	Year N+2	Year N+3	Year N+4	Year N+5
Situation	2024	2025	2026	2027	2028	2029
Metric tons						
% Crop / Year N						

Unsold Hops (MT) : Crop Year (N-1)	2023	Aroma	Alpha	Total
= Unsold Hops				
% unsold Hops				

Hop Prices Euro / Kg	Year (N-2) 2022	Year (N-1) 2023	Year (N) 2024	% Diff. N vs. (N-1)	Kind of Price
Spot Prices					
Aroma Hops	7	7	7		
Alpha Hops	4	4	4		
Average Price					
Contract Prices					
Aroma Hops	7	7	7		
Alpha Hops	4	4	4		
Average Price					
Average Prices					
Aroma Hops					
Alpha Hops					
AVERAGE					



COMMENTS ON HOP PRODUCTION AND MARKET SITUATION / ORGANIC HOPS

	Year N-1	Year N 2024	Main hop varieties in organic production
Organic-Hop Area (Ha)	x	x	
Organic-Product. (MT)	x	x	

Country, Date:

Member Organization(s):

International Hop Growers' Convention

IHGC-Economic Commission: November 2024 - Nuremberg, Germany

Weather Report



Country: Romania

period*	January	February	March	April	May	June	July	August	September	October	November	December	TOTAL
rainfalls (in millimetre)													
longterm average													
temperature (in °C)													
longterm average													

* please specify - 10, 30 years, ...

Note:

Weather station:

Rainfalls mm

Temperature °C

Country, Date:

Member Organization(s):

International Hop Growers' Convention

IHGC-Economic Commission: November 2024 - Nuremberg, Germany

Country: Romania

NOTES:

International Hop Growers' Convention


IHGC-Economic Commission: November - Nuremberg, Germany

Country: Russia

Contract	Year N	Year N+1	Year N+2	Year N+3	Year N+4	Year N+5
Situation	2024	2025	2026	2027	2028	2029
Metric tons						
% Crop / Year N						

Unsold Hops (MT) : Crop Year (N-1)	2023	Aroma	Alpha	Total
= Unsold Hops				
% unsold Hops				

Hop Prices Euro / Kg	Year (N-2) 2022	Year (N-1) 2023	Year (N) 2024	% Diff. N vs. (N-1)	Kind of Price
Spot Prices					
<i>Aroma Hops</i>					
<i>Alpha Hops</i>					
Average Price					
Contract Prices					
<i>Aroma Hops</i>					
<i>Alpha Hops</i>					
Average Price					
Average Prices					
<i>Aroma Hops</i>					
<i>Alpha Hops</i>					
AVERAGE					



COMMENTS ON HOP PRODUCTION AND MARKET SITUATION / ORGANIC HOPS		
	Year N-1	Year N 2024
Organic-Hop Area (Ha)		
Organic-Product. (MT)		

Main hop varieties in organic production

Country, Date:
18.11.2024

Member Organization(s):
Mikhail Khlynovskiy

International Hop Growers' Convention

IHGC-Economic Commission: November 2024 - Nuremberg, Germany

Weather Report



Country: Russia

period*	January	February	March	April	May	June	July	August	September	October	November	December	TOTAL
rainfalls (in millimetre)													0,0
longterm average													0,0
temperature (in °C)													
longterm average													

* please specify - 10, 30 years, ...

Note:

Weather station:

Rainfalls mm

— rainfalls (in millimetre) — longterm average

Temperature °C

— temperature (in °C) — longterm average

Country, Date:

Member Organization(s):

International Hop Growers' Convention

IHGC-Economic Commission: November 2024 - Nuremberg, Germany

Country: Russia

NOTES:

International Hop Growers' Convention

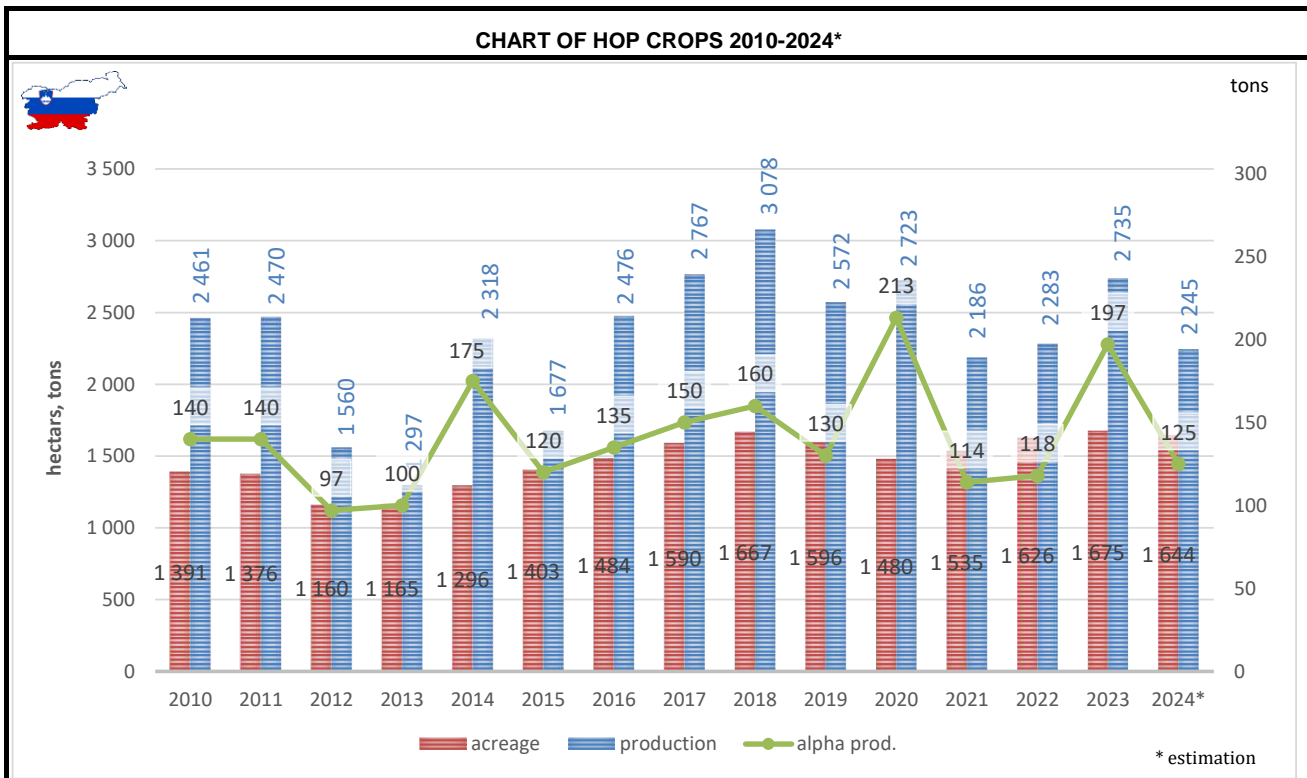
IHGC-Economic Commission: November - Nuremberg, Germany

Country: Slovenia

Contract	Year N	Year N+1	Year N+2	Year N+3	Year N+4	Year N+5
Situation	2024	2025	2026	2027	2028	2029
Metric tons						
% Crop / Year N	75	70	65	N.A.	N.A.	N.A.

Unsold Hops (MT) : Crop Year (N-1)	2023	Aroma	Alpha	Total
= Unsold Hops		168		168
% unsold Hops		6,14		6,14

Hop Prices Euro / Kg	Year (N-2) 2022	Year (N-1) 2023	Year (N) 2024	% Diff. N vs. (N-1)	Kind of Price
Spot Prices					
Aroma Hops					
Alpha Hops					
Average Price					
Contract Prices					
Aroma Hops					
Alpha Hops					
Average Price					
Average Prices	7	7			
Aroma Hops					
Alpha Hops					
AVERAGE					



COMMENTS ON HOP PRODUCTION AND MARKET SITUATION / ORGANIC HOPS

Total amount of precipitation was sufficient, but not evenly distributed. In some periods of July and August growers were irrigate hop fields to compensate the lack of water. Temperatures in August were above average. The crop is below average. Alpha values are slightly below the long term average.

	Year N-1	Year N 2024
Organic-Hop Area (Ha)	7	7
Organic-Product. (MT)		

Main hop varieties in organic production
Styrian Gold, Aurora, Styrian Cardinal

Country, Date:
Slovenia, November 18, 2024

Member Organization(s):
Hop Growers of Slovenia /
Hmezad exim / Inbarco

International Hop Growers' Convention

IHGC-Economic Commission: November - Nuremberg, Germany

Weather Report



Country:
Slovenia

period*	January	February	March	April	May	June	July	August	September	October	November	December	TOTAL	
rainfalls (in millimetre)	99,0	48,6	98,0	92,0	132,4	99,4	169,2	111,4	263,8	159,4			1 273,2	
longterm average	10	78,2	89,0	45,9	72,2	111,7	119,3	131,5	112,1	146,2	106,0	123,1	83,8	1 219,0
temperature (in °C)	0,9	7,4	9,3	12,3	16,1	20,8	22,8	23,0	16,6	12,9			14,2	
longterm average	10	1,3	3,6	6,9	11,1	15,3	20,2	21,7	20,9	16,3	12,1	6,8	2,2	11,5

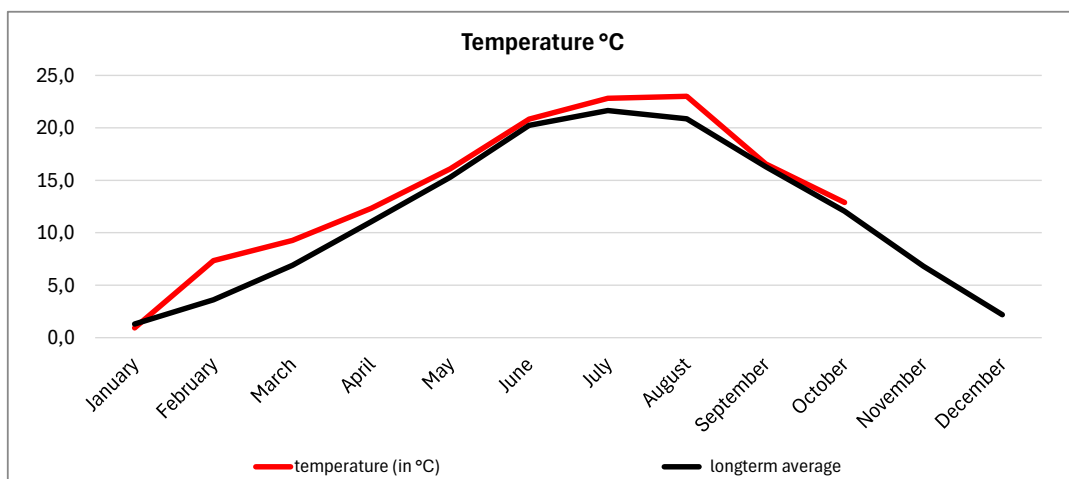
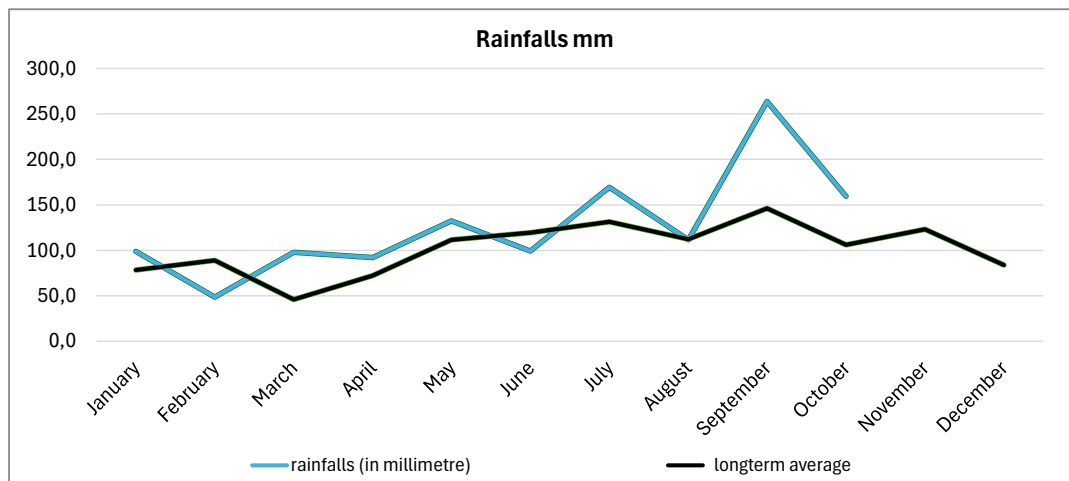
* please specify - 10, 30 years, ...

Note:

2014-2023

Weather station:

Latkova vas



Country, Date:

Slovenia, November 18

Member Organization(s):

Hop Growers of Slovenia (source: IHPS)

International Hop Growers' Convention

IHGC-Economic Commission: November - Nuremberg, Germany

Country:

Slovenia

NOTES:

International Hop Growers' Convention

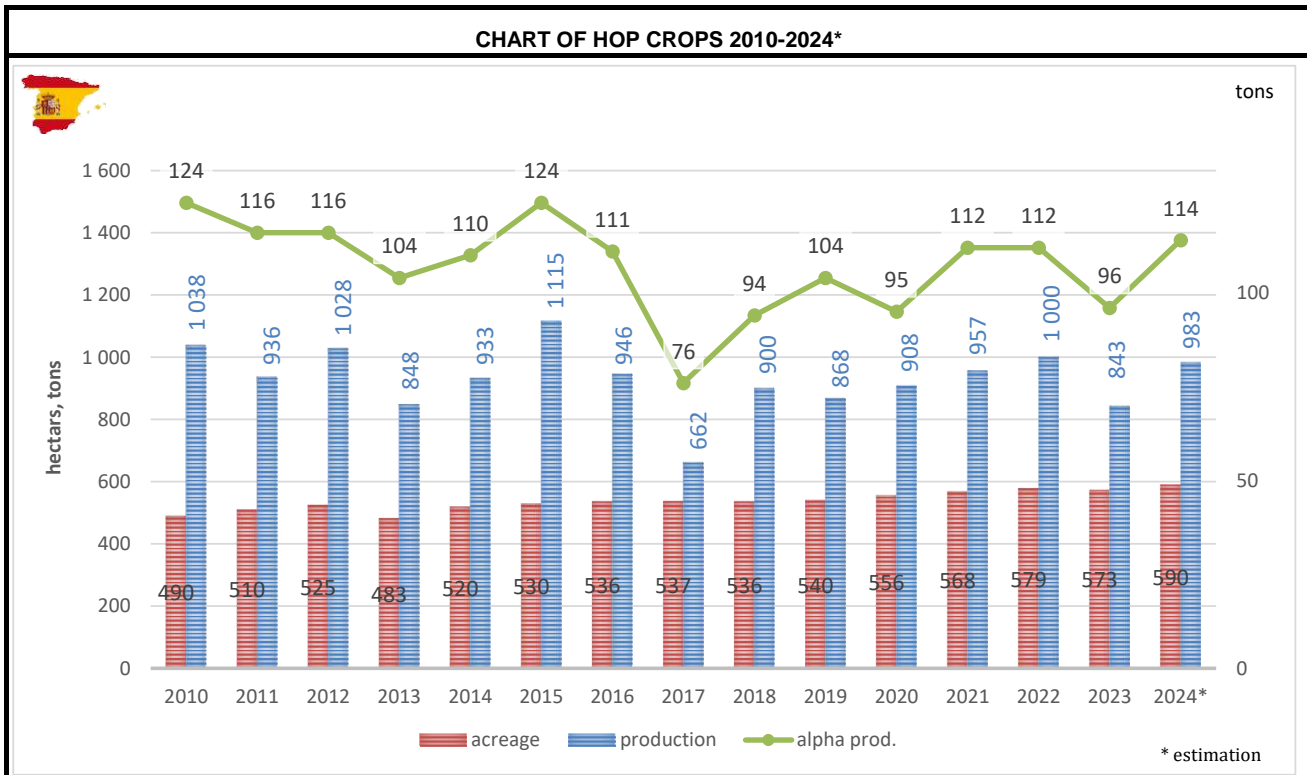
IHGC-Economic Commission: November - Nuremberg, Germany

Country: Spain

Contract	Year N	Year N+1	Year N+2	Year N+3	Year N+4	Year N+5
Situation	2024	2025	2026	2027	2028	2029
Metric tons						
% Crop / Year N	100					

Unsold Hops (MT) : Crop Year (N-1)	2023	Aroma	Alpha	Total
= Unsold Hops				
% unsold Hops				

Hop Prices Euro / Kg	Year (N-2) 2022	Year (N-1) 2023	Year (N) 2024	% Diff. N vs. (N-1)	Kind of Price
Spot Prices					
Aroma Hops					
Alpha Hops					
Average Price					
Contract Prices					
Aroma Hops					
Alpha Hops	5,9	5,9			Farmer price
Average Price					
Average Prices					
Aroma Hops					
Alpha Hops					
AVERAGE					



COMMENTS ON HOP PRODUCTION AND MARKET SITUATION / ORGANIC HOPS

	Year N-1	Year N 2024	Main hop varieties in organic production
Organic-Hop Area (Ha)			
Organic-Product. (MT)			

Country, Date:
Spain - November 25, 2024

Member Organization(s):
Hopsteiner España, S.A

International Hop Growers' Convention

IHGC-Economic Commission: November - Nuremberg, Germany

Weather Report



Country:

Spain

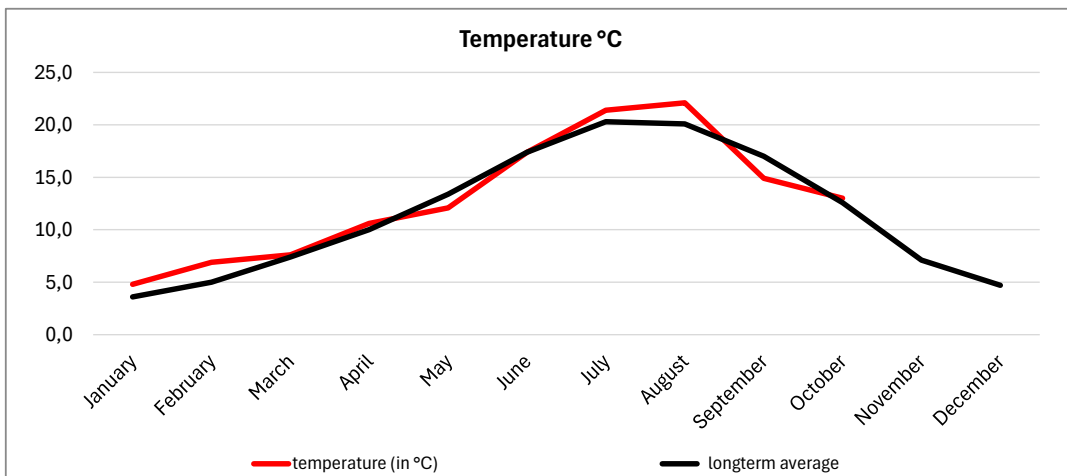
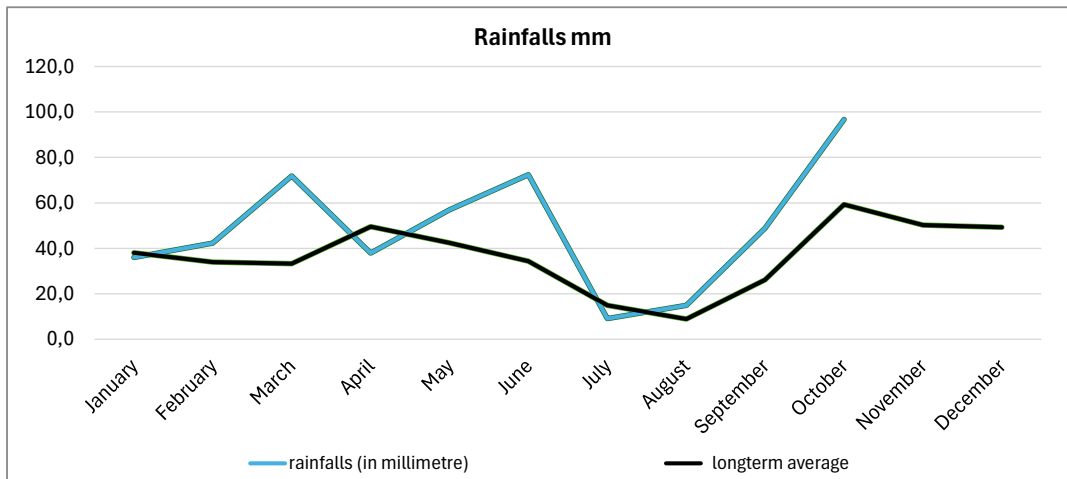
period*	January	February	March	April	May	June	July	August	September	October	November	December	TOTAL	
rainfalls (in millimetre)	36,0	42,3	71,8	37,9	57,0	72,4	9,1	15,0	48,9	96,7			487,1	
longterm average	15	38,1	33,9	33,3	49,5	42,5	34,4	15,0	8,9	26,1	59,3	50,2	49,3	440,5
temperature (in °C)	4,8	6,9	7,6	10,6	12,1	17,4	21,4	22,1	14,9	13,0			13,1	
longterm average	15	3,6	5,0	7,4	10,0	13,4	17,4	20,3	20,1	17,0	12,6	7,1	4,7	11,6

* please specify - 10, 30 years, ...

Note:

Weather station:

La Virgen del Camino (León)



Country, Date:

Spain - November 25, 2024

Member Organization(s):

Hopsteiner España, S.A

International Hop Growers' Convention

IHGC-Economic Commission: November - Nuremberg, Germany

Country: Spain

NOTES:

International Hop Growers' Convention

IHGC-Economic Commission: November 2024 - Nuremberg, Germany

Country:

USA

Hop Area (Ha = Hectares)	Year N-1 2023	Year N 2024 (estimate)	Difference N - (N-1)	Difference %
Aroma	16 267	12 698	-3569	-21,9
Alpha	5 716	5 442	-274	-4,8
Total	21 982	18 140	-3842	-17,5

New Hop Area (Ha)	Year N-1 2023	Year N 2024 (estimate)
Aroma		
Alpha		
Total		

TOTAL Hop Area (Ha)	Year N-1 2023	Year N 2024 (estimate)	Difference N - (N-1)	Difference %
Aroma	16 267	12 698	-3 569	-21,9
Alpha	5 716	5 442	-274	-4,8
Total	21 982	18 140	-3 842	-17,5

Production MT=Metric Tons	Year N-1 2023	Year N 2024 (estimate)	Difference N - (N-1)	Difference %
Aroma	32 282	24 500	-7 782	-24,1
Alpha	15 319	14 456	-863	-5,6
Total	47 601	38 956	-8 645	-18,2

Yield MT/Ha	Year N-1 2023	Year N 2024 (estimate)	Difference %
Aroma	1,98	1,93	-0,03
Alpha	2,68	2,66	-0,01
Total	2,17	2,15	-0,01

Alpha Prod.	Year N-1	2023	Year N	2024	Difference	N-(N-1)
Metric Tons	Metric Tons	Av. Contents	Metric Tons	Av. Contents	Metric Tons	Av. Contents
		%	(estimate)	%		%
Aroma	3 551	11,0	2 695	11,0		
Alpha	2 298	15,0	2 168	15,0		
Total	5 849	12,3	4 863	12,5		

Main Varieties (Ha = Hectares)	Year N-1 Total Acreage	Year N Total Acreage	Difference	Year N-1 Alpha %	Year N Alpha %	Difference N-(N-1)
Aroma						
Amarillo®, VGXP01	881	798	-83	8,8		
Azacca™, ADHA-483	162	102	-60	11,8		
Cascade	1 815	1 451	-364	7,5		
Centennial	1 007	858	-149	10,0		
Chinook	688	530	-158	12,1		
Citra®, HBC 394	3 584	2 598	-986	12,5		
El Dorado®	349	255	-94	12,9		
Mosaic® HBC 369	2 135	1 633	-502	11,4		
Sabro™, HBC 438	82	45	-37	13,8		
Simcoe®, YCR 14	1 702	1 384	-318	12,6		
Other Aroma	3 861	3 044	-817	7,6		
Total Aroma	16 267	12 698	-3 569			
Alpha						
CTZ	2 571	2 340	-231	14,7		
Eureka!™	464	422	-42			
Nugget	152	144	-8	14,0		
HBC 682	901	856	-45	17,5		
Helios™, HS15619	611	611	0			
Super Galena™	143	136	-7			
Other Alpha	874	933	59	13,6		
Total Alpha	5 716	5 442	-274			

International Hop Growers' Convention

IHGC-Economic Commission: November 2024 - Nuremberg, Germany

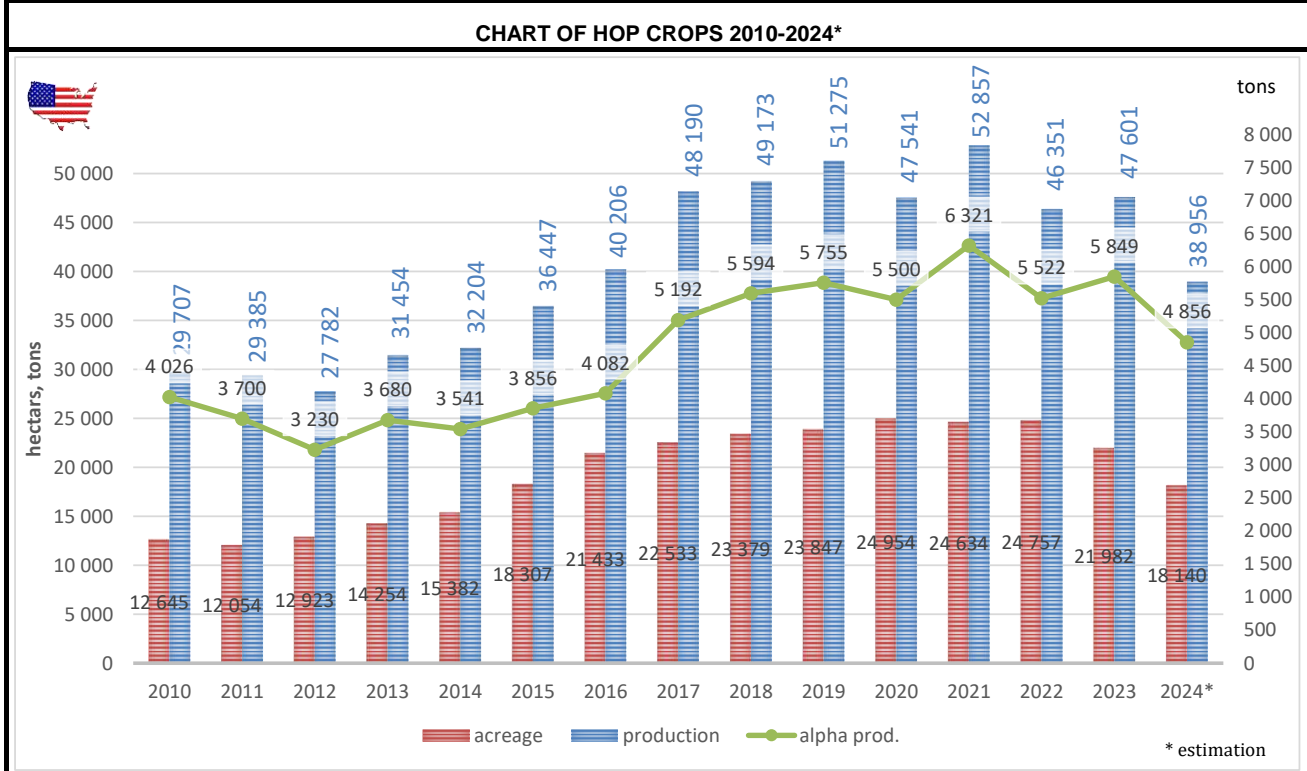
Country: USA

Contract	Year N	Year N+1	Year N+2	Year N+3	Year N+4	Year N+5
Situation	2024	2025	2026	2027	2028	2029
Metric tons						
% Crop / Year N	95	70	50	40	35	35

Unsold Hops (MT) : Crop Year (N-1)	2023	Aroma	Alpha	Total
= Unsold Hops				
% unsold Hops				

Hop Prices Euro / Kg	Year (N-2) 2022	Year (N-1) 2023	Year (N) 2024	% Diff. N vs. (N-1)	Kind of Price
Spot Prices					
Aroma Hops					
Alpha Hops					
Average Price					
Contract Prices					
Aroma Hops					
Alpha Hops					
Average Price					
Average Prices					
Aroma Hops					
Alpha Hops					
AVERAGE	10.77 Euro/kg	11.32 Euro/kg			

Average USD/lb. \$5,68 \$5,31



COMMENTS ON HOP PRODUCTION AND MARKET SITUATION / ORGANIC HOPS

	Year N-1	Year N 2024	Main hop varieties in organic production
Organic-Hop Area (Ha)	634	476	
Organic-Product. (MT)			

Country, Date: USA, July 2024

Member Organization(s): Hop Growers of America

International Hop Growers' Convention

IHGC-Economic Commission: November 2024 - Nuremberg, Germany

Weather Report



Country:

USA

period*	January	February	March	April	May	June	July	August	September	October	November	December	TOTAL
rainfalls (in millimetre)	26,9	12,9	9,3	2,5	6,6	1,0	1,3	7,1	1,5	5,3			74,4
longterm average	19,5	13,8	10,5	9,0	12,1	8,2	3,3	3,4	3,8	10,5	14,0	23,6	131,7
temperature (in °C)	-1,6	4,1	7,0	10,5	15,1	26,9	25,8	22,0	19,4	9,7			13,9
longterm average	-0,2	2,6	6,3	9,9	14,9	18,4	22,4	21,6	16,8	9,9	3,3	-0,8	10,4

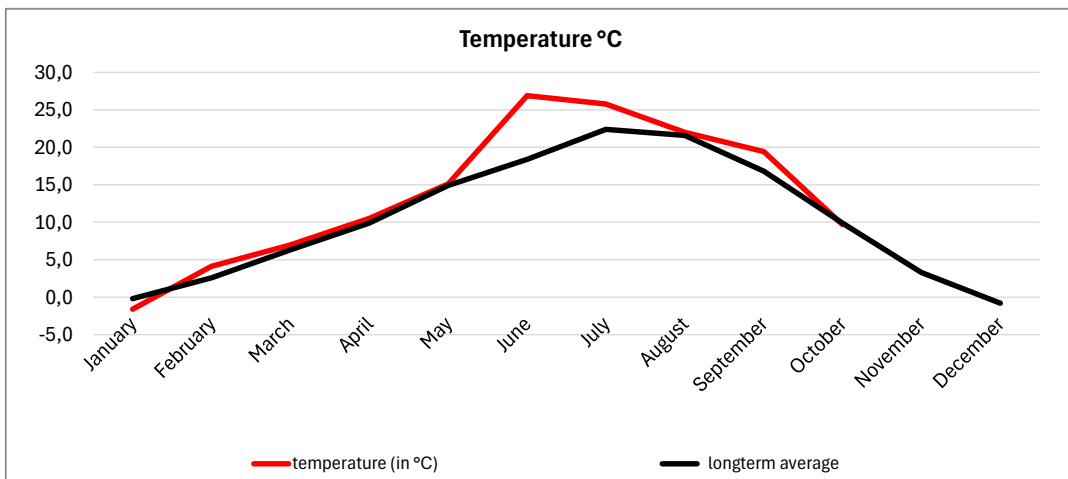
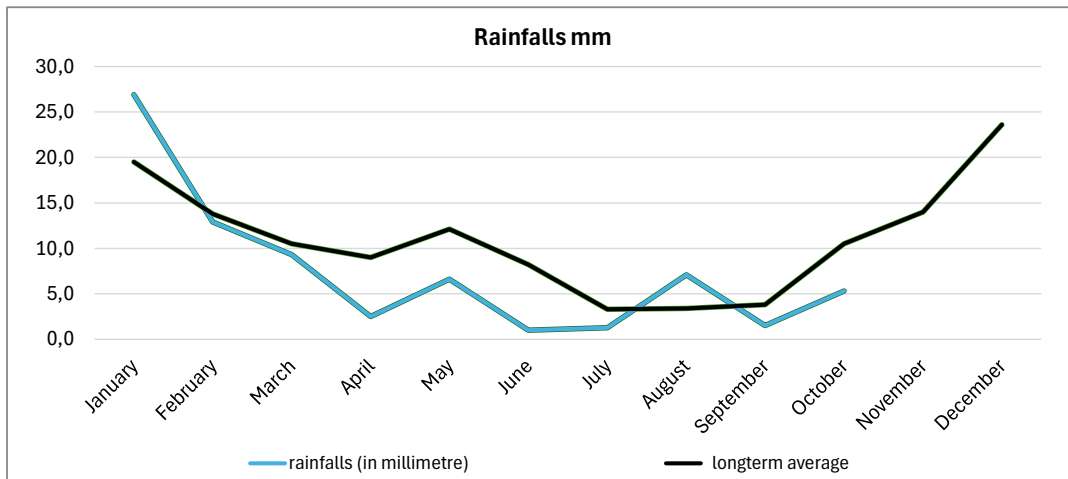
* please specify - 10, 30 years, ...

Note:

30 year average, 1991-2020 NOAA

Weather station:

Yakima



Country, Date:

XI.24

Member Organization(s):

Hop Growers of America

International Hop Growers' Convention

IHGC-Economic Commission: November 2024 - Nuremberg, Germany

Country: USA

NOTES: